


MARINE CORPS HISTORICAL LIBRARY

HQMC ROOM 3127

Atkins





UNIFORM REGULATIONS

United States
Navy



NAVY DEPARTMENT : 1922



WASHINGTON
GOVERNMENT PRINTING OFFICE

1923

UNIFORM
REGULATIONS
United States
NAVY

NAVY DEPARTMENT,
Washington, D. C., September 20, 1922.

The regulations contained herein shall govern the uniform of the officers and enlisted men of the United States Navy, United States Naval Reserve Force, and Naval Militia, and, as far as they apply, of the United States Marine Corps also.

EDWIN DENBY.

ii

~~VC
303
.A2
1922
w/chqs 1-13~~

PREFACE.

1. The Uniform Regulations, United States Navy, 1922, supersedes the edition of 1913 (revised 1917) and the changes subsequent thereto to September 30, 1922, and contains all general orders and instructions regarding the uniform, bags, and hammocks to date.

2. In order that the matter may be readily located without recourse to the index, the table of contents should be consulted.

3. The book is divided into three sections. Section I covers regulations and *describes the uniforms*. Section II contains the detailed specifications of the various articles worn as part of the uniform. Section III contains the plates showing illustrations of the various uniforms, distinctive markings, insignia, and other articles to be worn by officers and men.

4. Chapter 1 contains matter of general application.

5. Chapter 2 designates the various uniforms with which officers and men should be provided, and lists the articles that combine to make up the uniforms designated.

6. Chapter 3 specifies the occasions when the several uniforms shall be worn.

7. Chapters 4, 5, and 6 give the general characteristics of the various articles of uniform and other articles of clothing and equipment with which officers and men should be provided.

8. Chapter 7 covers the subject of medals, decorations, badges, and ribbons.

9. Chapter 8 describes the rating badges and special markings worn by enlisted men.

10. Chapter 9 covers clothing outfits, ownership markings for enlisted men.

11. Chapter 10—Notes on care of the uniform.

12. Chapters 11, 12, 13, and 14 give the specifications in detail for the various articles of uniform clothing and equipment for officers and enlisted men.

TABLE OF CONTENTS.

SECTION I.—REGULATIONS.

	Page.
CHAPTER 1. General Regulations.....	1
2. Designation of the uniforms.....	7
3. Occasions when the several uniforms should be worn.....	10
4. Articles of uniform—general characteristics.....	12
5. Insignia and devices designating rank and corps.....	16
6. Other articles to be of uniform pattern.....	21
7. Medals, decorations, badges, and ribbons.....	23
8. Sleeves and cuff markings, enlisted men.....	26
9. Clothing outfits, ownership markings, bags, and hammocks for enlisted men.....	29
10. Care of the uniforms.....	32

SECTION II.—SPECIFICATIONS.

CHAPTER 11. Uniform specifications, commissioned and warrant officers.....	35
12. Uniform specifications, chief petty officers.....	44
13. Uniform specifications, petty officers and inferior ratings.....	47

SECTION III.—ILLUSTRATIONS.

- PLATE 1. Full-dress, blue, rear admiral.
 2. Dress, blue, commander.
 3. Undress, blue, commander.
 4. Service dress, blue, lieutenant commander.
 5. Service dress, white, lieutenant (j. g.).
 6. Evening full dress, A, commander.
 Evening dress, blue, A, commander.
 7. Evening full dress, B, commander.
 Dinner dress, A, commander.
 8. Full dress, blue, chief gunner.
 Dress, blue, boatswain.
 9. Overcoat, lieutenant commander.
 10. Boat cloak, raincoat.
 11. Cocked hats and caps.
 11a. Embroidery on cap visors.
 12. Stripes indicating rank.
 13. Epaulets.
 14. Arrangement of insignia on epaulets.
 15. Shoulder marks for commissioned officers.
 16. Shoulder marks for warrant officers.
 17. Corps devices.
 18. Sword and undress belt complete.
 19. Mountings for full-dress belt.
 20. Dress, blue, dress, white, chief petty officer.
 21. Dress, blue, boatswain's mate.
 22. Dress, white, quartermaster.
 23. Undress, blue.
 24. Undress, white.
 25. Dungarees.
 26. Overcoat, chief petty officer; overcoat, seaman.
 27. Raincoat for enlisted man.
 28. Foul-weather clothing.
 29. Rating badges, blue.
 30. Specialty marks.
 31. Specialty and distinguishing marks.
 32. Distinguishing marks.
 33. Cap device and buttons, commissioned officers.

SECTION 1.
CHAPTERS 1 TO 10.
GENERAL REGULATIONS.

CHAPTER I.

UNIFORM REGULATIONS, UNITED STATES NAVY.

1. Officers and men are enjoined to provide themselves with the correct uniform as laid down by these regulations, to conform to the principles set forth below, and are forbidden to wear any other than the regulation uniform, insignia, or devices of their respective rank, corps, or rating, or any medals or orders in any other way than hereinafter prescribed.

2. It shall be the duty of those intrusted with the proper authority to enforce the provisions of these regulations.

3. The uniform, with its various insignia and devices, is designed primarily to indicate *on sight* those belonging to the naval service; to show *at a glance* their rank, corps, or rating, and hence the authority and responsibility imposed by law upon those wearing it.

4. It should be a matter of pride with officers and men in the naval service to be habitually neatly and smartly dressed, to see that their uniforms are scrupulously clean, that their lace, devices, and insignia are bright and free from tarnish and corrosion, and that they are promptly renewed when necessary. They should see that their clothes and equipment are made of the best material, and that they are conspicuous for these characteristics rather than for contrary ones. There is no question but that those who are properly and smartly dressed at once create a far better impression than those who fail in this respect, who wear ill-fitting or stained clothes, or who may be careless or negligent in permitting their stripes or insignia to become tarnished or corroded.

5. Officers and enlisted men on duty shall at all times wear the uniform of their respective grades, as prescribed by the senior officer present, except as otherwise prescribed herein.

6. **Uniform for Naval Reserve Force and Naval Militia.**—(a) Officers and men of the Naval Reserve Force and officers and men of the Naval Militia shall wear the uniforms prescribed for officers and men of corresponding rank and rating in the Regular Navy.

(b) They will not be required to possess other than the following: Service dress blue, service dress white, overcoat, sword, sword knot (if commissioned), undress belt.

(c) All other uniforms prescribed for officers of the U. S. Navy are optional for officers of the Naval Reserve Force and Naval Militia, but such uniforms must be of regulation pattern.

7. **Officers on submarines.**—Officers while attached to or serving on submarines shall not be required to have on board or to wear the uniforms designated as full dress, dress, undress, evening dress, or dinner dress, but shall have such uniforms on submarine tenders or shore stations, in readiness for wearing when required.

8. **Chaplains.**—Chaplains shall not wear the cocked hat, epaulettes, sword, sword belts, nor wear full dress trousers, and in lieu of the cocked hat and blue full dress trousers, when prescribed, they shall wear a cap and plain blue cloth trousers. They may wear the vestments of the church to which they belong on occasions requiring it.

9. **Acting commissions.**—Officers under acting commissions for special purposes or for temporary duty only, shall not be required to have uniforms and equipment other than service dress and white service dress. This does not apply to officers in the permanent service who hold temporary commissions in a higher grade.

10. **Retired officers.**—Officers on the retired list shall be entitled to wear the prescribed uniforms of the rank in which retired. If ordered to duty, they shall wear uniform, and shall have the option of wearing the uniform of their rank at time of retiring or of that in vogue at time when serving on duty.

11. **Officers suspended.**—Officers suspended from duty by sentence of court-martial, or on furlough or waiting orders for punishment, are prohibited from wearing the uniform during these periods.

12. **Civilian clothing.**—(a) Officers may be permitted to have and to wear when off duty civilian clothing, but discretion must be observed in granting this privilege in foreign ports. No part of the prescribed uniform or equipment shall be worn, except raincoats, shoes, gloves, linen, and underwear at the same time as civilian clothes are worn. Miniature medals may be worn on appropriate occasions, with civilian evening dress.

(b) Enlisted men shall not be allowed to have civilian clothing in their possession on board ship. They shall not wear civilian clothing ashore in a foreign port, but may be granted such permission when on leave in a home port. No part of the uniform shall be worn at the same time as civilian clothing, except overcoat, raincoat, jersey, underclothing, gloves, and shoes.

(c) When on duty, or when ashore in a foreign port, enlisted men of the Navy or Marine Corps shall wear the prescribed uniform, whether serving on shore or afloat.

13. **Uniform for the day.**—(a) The uniform to be worn for the season, day, or occasion shall be prescribed by the senior officer present, having due regard to the duty to be performed, the state and variation of the weather, and, so far as practicable, in accordance with the provisions of chapter 3.

(b) The uniform of the day should be regulated by the senior officer present, by signal or other means, to insure that the dress for officers and for men shall be the same for all in the same locality. The senior officer present afloat should inquire from the commandant or senior officer present ashore what uniform is being prescribed in order to preserve the desired uniformity for liberty parties and others.

(c) In the fleet the uniform of the day prescribed by the senior officer present shall be worn by officers of the watch; by all petty officers, signalmen, and others on watch above decks, and by running boats', steamers', and power boats' crews; by all persons above deck at "all hands" when going in or out of port, and generally by all officers and men above decks and in common living spaces; but commanding officers may prescribe or permit working dress for other persons, as may be most suitable to the exercise or duty of the ship at the time.

(d) A dress board, in which will be indicated the uniform for the day for officers and for the crew, shall be kept posted in a conspicuous place.

(e) When embarked on Army transports, those of the naval service shall wear the uniform prescribed by the senior naval line officer or marine line officer embarked. The prescribed uniform as far as practicable should conform to that prescribed by the officer commanding the troops embarked.

14. **Exceptions to regular uniform of the day.**—(a) Cooks at work in the galleys shall wear white undress, without neckerchiefs, and white aprons. When not on duty there, they shall wear the uniform of the day. Messmen while performing

their duties as such shall wear white undress, without neckerchiefs (Marines, the corresponding uniform), and they may wear this uniform any time below decks, but at quarters and off duty they shall wear the uniform of the day. Mess attendants on board ship shall at all times wear the white jacket, with white or blue trousers, according to the prescribed uniform of the day. When leaving the ship, they shall wear the same uniform as other enlisted men.

(b) In warm weather at sea, or in port, chief petty officers who may be engaged in work which might stain, soil, or wet their clothing may be permitted to remove their coats.

(c) At sea and in isolated anchorages for target practice or similar service, when hot weather or other conditions render it desirable, the uniform of the day for enlisted men may be modified by omitting the jumper, chief petty officers leaving off the coat and wearing shirts, with belts instead of suspenders for the trousers. This uniform will be indicated by signal, and particular care must then be taken that none but clean uniform undershirts are worn and that a neat appearance is preserved at mess. Jumpers will be resumed at the supper hour. All cooks, mess attendants, members of the guard, and persons that have occasion to enter officers' quarters shall not wear this uniform, and running steamers' crews will be exempted unless otherwise especially directed. A morning signal fixing the uniform the same as the day before will not apply to this variation; a new signal will be required for each day. Commanding officers may exempt such men from omitting the jumper or overshirt as they may think advisable, lest it be a hardship to some who, being off watch, for instance, have no work to perform; but in units, such as boats' crews or signalmen, all must be dressed alike.

(d) The foul-weather clothing and raincoats prescribed in paragraph 26 may be worn as circumstances warrant.

(e) Dungarees may be worn as prescribed in paragraph 27.

(f) Blue shirts with soft blue turned-down collars may be worn when prescribed by the senior officer present.

15. The officer of the deck shall wear gloves and carry a binocular or spyglass in port; and at sea he shall carry a binocular and have a deck trumpet or megaphone directly at hand.

16. At ordinary daily quarters on board ship no arms shall be worn by officers unless their men be under arms, except on occasions when the drill instructions prescribe arms.

17. Side arms, leggings, etc.—(a) The sword, leggings, and high black shoes shall always be worn by officers when parading with enlisted men under arms; except, when parading in full dress or dress, leggings shall not be worn.

(b) Leggings shall be worn by enlisted men of the Navy with any form of dress when under arms for parade or ceremony, or infantry or artillery drill, or a landing party, or on guard detail, or when on duty ashore as patrol or beachmaster's guard, or as mail orderly. With leggings, high black shoes shall be worn by naval officers and enlisted men.

(c) Swords, unless otherwise ordered by competent authority, shall be worn at formal inspections of the crew on board ship, and when prescribed by drill regulations, and designated uniforms. They shall not be worn unhooked except when mounted. When worn without other side arms, the belt shall be outside the frock coat and under all others; the sword shall be worn outside of the overcoat.

(d) An officer detailed to place another under arrest shall wear the sword.

(e) When the revolver is carried, the belt shall be worn outside of every coat, including the overcoat, the revolver being worn slightly in front of the right hip. The cartridge attachments worn with the sword belt shall be worn in front and to the right and left of the belt buckle. If only one cartridge attachment is worn, it shall be to the right of the buckle.

(f) A petty officer on boat duty, in charge of guard boat or on other special duty, shall wear the service revolver belt, but this provision shall not apply to the coxswain of a boat unless the boat's crew is armed.

(g) Officers or men wearing side arms shall not remove their caps or other head covering except indoors.

(h) The sword knot shall be worn by commissioned officers only.

18. **Midshipmen uniforms.**—The duly authorized and approved uniforms for midshipmen at the United States Naval Academy shall be designated in terms used in these regulations, in order that when midshipmen are serving with other forces and a uniform for any occasion is designated, it will apply alike to midshipmen's uniform appropriate for the occasion.

19. **Standard phraseology.**—In order to avoid misunderstanding or confusion, when official references are made to the uniform by anyone in the Navy by any bureau or in any official publication, the terms used in the Uniform Regulations shall be adhered to, using the phraseology as nearly as possible as therein contained, particularly in designating any uniform, garment, or article, or the manner in which they shall be worn.

20. **Pins and jewelry.**—No watch chains, fobs, pins, or other jewelry shall be worn exposed upon the uniform by any officer or enlisted men of the Navy or Marine Corps, except sleeve buttons and shirt studs as prescribed, and the authorized decorations, medals, ribbons, and honorable discharge buttons.

21. **The hair and beard.**—The hair, beard, and mustache shall be worn neatly trimmed. The face shall be kept clean-shaved, except that a mustache, or beard and mustache, may be worn at discretion. No eccentricities in the manner of wearing the hair, beard, or mustache shall be allowed.

22. **Geneva-Cross brassard and sick-list badge.**—(a) The Geneva-Cross brassard shall consist of a band of white cotton bearing a red Geneva Cross painted or stitched on the band, to be fastened around the upper part of the right arm over the outer garment. The band shall be 4 inches wide, the cross 3 inches in height and width, and the arms of the cross 1 inch wide. It shall be worn by the ambulance and first-aid parties.

(b) A sick-list badge, consisting of an arm band of white cotton 2 inches wide, shall be issued by the medical officer to each enlisted man on the sick list, to be worn on the right arm above the elbow. The badge shall be distinctly marked in black block figures with a number, to be entered upon the sick list furnished for use of the officer of the deck. When a man's name is removed from the sick list, he shall return his badge neatly washed to the dispensary.

23. **Inspections of clothing and bedding.**—(a) Commanding officers are required to take action in matters affecting the cleanliness, health, and comfort of the crew. Article 1319 of the Navy Regulations covers these matters in detail.

(b) Commanding officers shall cause the men's clothing and bedding to be inspected by the divisional officers periodically, taking care that the inspections are so conducted as not to be unnecessarily irksome to the men. They shall encourage the men to keep their uniforms clean and neat and do everything possible to facilitate the proper care, cleaning, fitting, and preservation of the uniforms and equipment.

(c) Division officers shall inspect the clothing and bedding of the men of their divisions and see that they have a proper outfit at all times. They shall make inspections at stated intervals to this end and to see that the clothing and bedding is clean, ample, and properly marked and strictly in accordance with regulations. The details concerning these matters are covered in article 1108 of the Navy Regulations.

(d) With the captain's approval, when clothing is being inspected, they may take only a few bags at a time, so that it shall not be necessary to detain the whole of the division during the operation.

(e) On the arrival on board of men transferred from another ship, their outfits are at once to be inspected by an officer of a division who is to verify their state. Should any man be transferred or received without the proper outfit, the facts should be reported to the captain.

24. Custody of clothing, arms, and accouterments.—(a) The clothes, arms, military outfits, and accouterments furnished by the United States to any enlisted person in the Navy or Marine Corps, or required by such persons as a part of their prescribed uniforms or outfits, shall not be sold, bartered, exchanged, pledged, loaned, nor given away without authorized permission. (Art. 122, Navy Regulations.)

(b) No transfer or exchange of clothing shall be made without the authority of the commanding officer. When clothing belonging to deserters is sold, the name of the deserter shall be obliterated with a stamp marked "D. C.," and the purchaser's name shall be placed upon it as soon as possible.

25. Regulation clothing.—(a) All wearing apparel drawn from a supply officer or from the quartermaster's department of the Marine Corps shall be considered uniform.

(b) Clothes made by the men for themselves, made by ship's tailors for them, or received by them from other than official sources shall conform strictly in material, pattern, and making up to those issued by the Government.

(c) Standard samples, as approved by the Bureau of Navigation, of every article of enlisted men's uniforms shall be kept at the naval clothing factory or in the quartermaster's department of the Marine Corps. The articles issued to ships shall conform in every respect to the standard samples, and no change shall be permitted without the sanction of the Secretary of the Navy.

26. Rain clothing.—(a) Two types of rain clothing are prescribed for officers and men—foul-weather clothing (oilskins, boots, and sou'westers) and light raincoats.

(b) The foul-weather clothing as prescribed and issued to ships as equipment, with or without rubber boots, may be worn by officers and men in foul weather, at sea or in port, including getting under way and coming to anchor, and also by whole boat's crews, unless specially ordered not to be worn. When the weather is too cold to go barefoot, men may wear rubber boots during wet weather or while washing down the deck, but rubber boots shall not be worn by the crews of steam or power boats.

(c) The raincoats specified for officers and men are not designed for heavy-weather service, but for inclement weather, as when going from shelter to shelter, on liberty, and like service.

27. Dungarees.—(a.) Dungarees of the prescribed patterns may be worn by officers and enlisted men when engaged in work which by reason of its nature would soil their other uniforms. This pertains more particularly to those in the engineers force, to artisans and mechanics, to the deck force when scaling or painting ship or handling stores; to the crews of repair, supply, and fuel ships during working hours or when handling stores or fuel, and to the crews of submarines when underway or during working hours in port, and to the aviation force at shore stations when overhauling, repairing aircraft, or engaged in their maintenance or upkeep.

(b) In no case should this be interpreted to apply to those off duty, to officers or men when not engaged in work which might soil their other uniforms, nor as a regular uniform of the day. It should be prescribed only for those on watch, on duty, or while so engaged in the above-mentioned classes of work, and at all other times everyone must conform to the regular uniform of the day. Commanding officers are enjoined to comply strictly with this regulation and to see that dungarees are discarded for the uniform of the day after working hours or when dungarees are no longer necessary. In no case in entering or leaving port should dungarees be allowed on the upper decks, nor be worn by any others than those on watch in the engineer's department; nor in port at any time other than by those who are actually required to do so; nor by anyone

at shore stations except at their places of work, or in going to and from such places from their quarters. No other than regular uniform dungarees will be allowed.

28. **Laws affecting the uniform.**—(a) The following are acts of Congress with reference to discrimination against persons lawfully wearing the uniform and with reference to the unlawful wearing of the uniform:

(b) "That hereafter no proprietor, manager, or employee of a theater or other public place of entertainment or amusement in the District of Columbia, or in any Territory, the District of Alaska, or insular possession of the United States, shall make, or cause to be made, any discrimination against any person lawfully wearing the uniform of the Army, Navy, Revenue-Cutter Service, or Marine Corps of the United States because of that uniform, and any person making, or causing to be made, such discrimination shall be guilty of a misdemeanor, punishable by a fine not exceeding five hundred dollars." (Act March 1, 1911 (36 Stat. L. 963, 964.)) (For information as to various State laws, the statutes of the various States should be consulted.)

(c) Section 125 of the act of Congress approved June 3, 1916, made it unlawful for any person not an officer or enlisted man of the United States Army, Navy, or Marine Corps to wear the duly prescribed uniform of the Army, Navy, or Marine Corps, or any distinctive part of such uniform, or a uniform any part of which is similar to a distinctive part of the uniform, excepting the National Guard and certain other specified organizations, societies, and individuals. This act was further amended by section 8 of the act of June 4, 1920, to include societies specified by the Secretary of the Navy.

(d) Enrolled members of the Naval Reserve Force when in active service shall be subject to the laws, regulations, and orders for the government of the Regular Navy and the Secretary of the Navy may, in his discretion, permit the members of the Naval Reserve Force to wear the uniform of their respective ranks, grades, or ratings while not in active service, and such members shall for any act committed by them while wearing the uniform of their respective ranks, grades, or ratings, be subject to the laws, regulations, and orders for the government of the Regular Navy. (Act of July 1, 1918.)

CHAPTER II.

DESIGNATION OF UNIFORMS.

COMMISSIONED OFFICERS, EXCEPT CHIEF WARRANT OFFICERS.

50. **Full dress, blue.**—Frock coat, epaulettes, decorations, medals, and badges, cocked hat, full-dress trousers, full-dress belt, sword, white gloves, and black shoes.

51. **Full dress, white.**—White coat, shoulder marks, decorations, medals, and badges, white trousers, white cap, full-dress belt, sword, white gloves, and white shoes.

52. **Dress, blue.**—Frock coat, epaulettes, ribbons, cocked hat, plain blue trousers, full-dress belt, sword, white gloves, and black shoes.

53. **Dress, white.**—White coat, shoulder marks, ribbons, white trousers, white cap, full-dress belt, sword, white gloves, and white shoes.

54. **Undress, blue, A.**—Frock coat, ribbons, blue cap, plain blue trousers, undress belt, sword, white gloves and black shoes.

55. **Undress, blue, B.**—Same as *Undress, blue, A*, but with white cap.

56. **Undress, blue, C.**—Frock coat, ribbons, white cap, white trousers, undress belt, sword, white gloves, and white shoes.

57. **Undress, white.**—White coat, shoulder marks, ribbons, white cap, white trousers, undress belt, sword, white gloves, and white shoes.

58. **Service dress, blue, A.**—Blue sack coat, ribbons, blue cap, plain blue trousers, gray gloves (if prescribed), and black shoes.

59. **Service dress, blue, B.**—Same as *Service dress, blue, A*, but with white cap.

60. **Service dress, blue, C.**—Blue sack coat, ribbons, white cap, white trousers, gray gloves, and white shoes.

61. **Service dress, white.**—White coat, shoulder marks, ribbons, white cap, white trousers, white gloves (if prescribed), and white shoes.

62. **Evening full dress, A.**—Evening-dress coat, epaulettes, decorations, medals, and badges (miniatures), white dress waistcoat, cocked hat, full-dress trousers, full-dress belt, sword, white gloves, black patent-leather shoes.

63. **Evening full dress, B.**—Mess jacket, shoulder marks, decorations, medals, and badges (miniatures), white dress waistcoat, white cap, full-dress trousers, full-dress belt, no sword, white gloves, and black patent-leather shoes.

64. **Evening dress, blue, A.**—Evening-dress coat, ribbons (miniatures), white dress waistcoat, blue cap, plain blue trousers, white gloves, and black patent-leather shoes.

65. **Evening dress, blue, B.**—Same as *Evening dress, blue, A*, but with white cap.

66. **Dinner dress, A.**—Mess jacket, shoulder marks, ribbons (miniatures), white dress waistcoat, white cap, plain blue trousers, black patent-leather shoes.

67. **Dinner dress, B.**—Mess jacket, shoulder marks, ribbons (miniatures), white dress waistcoat, white cap, white trousers, white shoes.

68. **Dungarees.** (See par. 27.)

CHIEF WARRANT AND WARRANT OFFICERS.

70. **Full dress, blue.**—Frock coat, decorations, medals, and badges, blue cap, plain blue trousers, undress belt, sword, white gloves, and black shoes.

71. **Full dress, white.**—White coat, shoulder marks, decorations, medals, and badges, white trousers, white cap, undress belt, sword, white gloves, and white shoes.

72. Dress, blue.—Same as *Full dress, blue*, but with ribbons instead of decorations, medals, and badges.

73. Dress, white.—Same as *Full dress, white*, but with ribbons, instead of decorations, medals, and badges.

74. Undress, blue, A.—Frock coat, ribbons, blue cap, plain blue trousers, undress belt, sword, white gloves, and black shoes.

75. Undress, blue, B.—Same as *Undress, blue, A*, but with white cap.

76. Undress, blue, C.—Frock coat, ribbons, white cap, white trousers, undress belt, sword, white gloves, and white shoes.

77. Undress, white.—Same as *Dress, white*.

78. Service dress, blue, A.—Blue sack coat, ribbons, blue cap, plain blue trousers, gray gloves, and black shoes.

79. Service dress, blue, B.—Same as *Service dress, blue, A*, but with white cap.

80. Service dress, blue, C.—Blue sack coat, ribbons, white cap, white trousers, gray gloves, and white shoes.

81. Service dress, white.—White coat, shoulder marks, ribbons, white cap, white trousers, white gloves, and white shoes.

82. Dungarees. (See par. 27.)

CHIEF PETTY OFFICERS.

90. Dress, blue, A.—Blue coat, ribbons, blue cap, blue trousers, and black shoes.

91. Dress, blue, B.—Same as *Dress, blue, A*, but with white cap.

92. Dress, blue, C.—Blue coat, ribbons, white cap, white trousers, and white shoes.

93. Dress, white.—White coat, ribbons, white cap, white trousers, and white shoes.

94. When *Full dress, blue or white*, are prescribed for officers, decorations, medals, and badges shall be worn.

95. Undress, blue, A, B, or C, or white.—When any of these uniforms are designated, they shall be the same as *Dress, blue, A, B, or C*, or *Dress, white*, but will refer more particularly to clothes that may not be new, spick-and-span, but which are still in a serviceable condition.

96. Working dress, blue, A, B, or C, or white.—The same as *Undress, blue, A, B, or C, or white*, but refers to old clothes suitable to the occasion.

97. Dungarees. (See par. 27.)

OFFICERS' COOKS AND STEWARDS.

98. Dress, blue, A.—Blue coat, ribbons, blue cap, blue trousers, and black shoes.

99. Dress, blue, B.—Same as *Dress, blue, A*, but with white cap.

100. Dress, blue, C.—Blue coat, ribbons, white cap, white trousers, and white shoes.

101. Dress, white.—White coat, ribbons, white cap, white trousers, and white shoes.

102. When *Full dress, blue or white*, are prescribed for officers, decorations, medals, and badges shall be worn.

103. Undress, blue, A, B, C, or white.—When any of these uniforms are designated, they shall be the same as *Dress, blue, A, B, C*, or *Dress, white*, but will refer more particularly to clothes that may not be new, spick-and-span, but which are still in a serviceable condition.

104. Working dress, blue, A, B, C, or white.—The same as *Undress, blue, A, B, C, or white*, but refers to old clothes suitable to the occasion.

OTHER ENLISTED MEN.

105. Dress, blue, A.—Overshirt, ribbons, blue trousers, blue cap, neckerchief, black shoes.

106. **Dress, blue, B.**—Same as *Dress, blue, A*, but with white hat.
107. **Dress, white.**—Dress jumper, ribbons, white trousers, white hat, neckerchief, black shoes.
108. When *Full dress, blue or white*, are prescribed for officers, decorations, medals, and badges shall be worn.
109. **Undress, blue, A.**—Blue undress jumper, blue trousers, blue cap, black shoes.
110. **Undress, blue, B.**—Same as *Undress, blue, A*, but with white hats.
111. **Undress, white.**—White undress jumper, white trousers, white hat, and black shoes.
112. **Working dress, blue, A.**—Same as *Undress, blue, A*, but old clothes may be worn.
113. **Working dress, blue, B.**—Same as *Undress, blue, B*, but old clothes may be worn.
114. **Working dress, white.**—Same as *Undress, white*, but old clothes may be worn.
115. **Dungarees.** (See par. 27.)
116. Watch caps may be designated with *Undress or Working dress*.
117. Boatswains, mates, quartermasters, guard petty officers and other petty officers on watch, mail orderlies, buglers, messengers, sideboys, sentries, men on guard or patrol detail, and the coxswains of all boats, *shall* wear the neckerchief with undress, blue or white; but other men shall not wear the neckerchief with undress, blue or white, except on occasion when prescribed. Bodies of men under arms, including their petty officers, shall not wear neckerchiefs with undress, except the guard.

CHAPTER III.

OCCASIONS ON WHICH THE SEVERAL UNIFORMS SHALL BE WORN.

OFFICERS.

120. **Full dress (Plate 1).**—State occasions, at home or abroad, such as receiving or being received by the President, ex-President, Vice President, Secretary of the Navy of the United States, the sovereign, chief executive, or ruler of any country, a member of a royal family, or an ambassador, at ceremonies, solemnities, and entertainments, when desirable to pay special honors to the occasion; once a quarter at Saturday inspection.

121. **Dress (Plate 2).**—First visits to officers of flag rank, and when exchanging visits of ceremony with foreign officials; ceremonies, solemnities, and entertainments of less importance than those requiring *Full dress*; reception of Assistant Secretary of the Navy; member of the President's Cabinet other than the Secretary of the Navy; Chief Justice of the United States; governor of one of the States or Territories of the United States; governor general of islands or groups of islands occupied by the United States; President of the Senate; Speaker of the House of Representatives; committee of Congress; envoy extraordinary and minister plenipotentiary, minister resident, or other diplomatic representative of or above the rank of chargé d'affaires, within the waters of the nation to which he is accredited; on assuming or relinquishing command; at Saturday morning inspections, except when *Full dress* is worn.

122. **Dress (Plate 3).**—When serving as a member of a general court-martial; visiting foreign officers, and on first visit to commanding officers; at informal daytime receptions, to which officers are invited in their official capacity, when frock coats are appropriate.

123. **Undress with leggings.**—Upon occasions of special ceremony, by officers on duty with enlisted men under arms on shore when the uniform prescribed for other officers is *Full dress* or *Dress*. Swords shall be worn with this uniform.

124. **Service dress (Plates 4 and 5).**—When reporting for duty, member of summary court-martial, court of inquiry, or board, judge advocate of general court-martial; in general, at all other times not otherwise herein provided for. Leggings with swords or pistols may be prescribed with this dress in functions where marching may be required.

125. **Evening full dress (Plates 6 and 7).**—At formal evening functions such as those at which full dress would be worn during the day.

126. **Evening dress (Plate 6).**—At less formal evening functions.

127. **Dinner dress (Plate 7).**—At ordinary evening social functions.

128. In prescribing any of the last three above-mentioned evening uniforms, due consideration must be given to the temperature in deciding whether the uniform will be blue, all white, or a combination of the two, and the relative importance of the function.

129. When officers of the Army, Navy, and Marine Corps are assembled under these conditions, the uniform to be worn shall be in accordance with the following table:

Designation of uniform.	Army.	Navy.	Marine Corps.
Uniform A . . .	Full dress	Full dress, blue or white	Dress and white dress.
Uniform B . . .	Dress	Undress, blue or white, without sword.	Blue and white undress.
Uniform C . . .	Full dress or evening dress.	Evening full dress, or evening full dress without swords or belts and with blue caps, or dinner dress.	Dress or evening dress.

130. When officers of the Army and officers of the Navy and Marine Corps, or either, are in attendance together elsewhere than at the White House, one of the three above uniforms shall be designated by the senior officer present.

131. **At the White House.**—Officers attending functions at the White House should consult the Navy Department, which will prescribe the appropriate uniform for the occasion and season.

132.

ENLISTED MEN.

Navy.	Marine Corps.	Occasion.
Dress.....	Dress or blue undress.....	Ceremonies, parades, or reviews, unless otherwise ordered.
Dress.....	Blue undress or summer service.	On liberty or leave.
Undress.....	Dress or service.....	On ordinary occasions either on or off duty.
Working dress.....	Service.....	At battery drills and by details of men or individuals engaged in work for which, this dress is necessary.

133. The winter service uniform shall not be worn by enlisted men on liberty or leave, except in expeditionary forces where dress uniform is not carried.

Service uniforms shall be worn by officers and men of the Marine Corps when prescribed by competent authority, in the field, in garrison, at drills and maneuvers ashore, or when serving afloat. Marine detachments of ships shall wear the corresponding cap when service uniform is worn on board ship or on liberty.

134. Naval officers and enlisted men serving with an expeditionary force of marines may wear the field uniform prescribed for officers and enlisted men of the Marine Corps, respectively, substituting naval insignia, bronzed, for those of the Marine Corps.

135. **Uniform of the day or otherwise.**—In prescribing uniforms, they shall be designated in the terms used in Chapter II, and in the following sequence; simultaneous signals may be made, however:

- (a) Officers of the Navy.
- (b) Officers of the Marine Corps.
- (c) Chief petty officers (and men wearing similar clothing), if different from that for other enlisted men of the Navy.
- (d) Enlisted men of the Navy.
- (e) Enlisted men of the Marine Corps.

136. When white uniforms, or uniforms any part or parts of which are white, are designated, they shall be so prescribed that officers and men of all branches shall be similarly clothed, as far as practicable.

CHAPTER IV.

ARTICLES OF UNIFORM—GENERAL CHARACTERISTICS.

140. Where blue is specified to designate the color of a material for a garment it shall be interpreted to mean *Standard Navy blue*.

COMMISSIONED AND WARRANT OFFICERS.

141. **Frock coat.**—Double-breasted frock, blue cloth, double row of five gilt buttons, close fitting, full skirted, reaching to knee cap, rolling collar, open front; to be worn buttoned, using the four lower buttons on the right side. (See par. 281 for detailed specifications.)

142. **Service coat, blue.**—Double-breasted sack, cloth or serge, double row of three gilt buttons each, easy fitting, reaching about 1 inch below crotch line, rolling collar, open front; to be worn buttoned, using the three buttons on the right side. (See par. 282 for detailed specifications.)

143. **Service coat, white.**—Single breasted, duck or heavy drill, buttoned to neck, stiff standing collar, form fitting, five gilt buttons, reaching to about 1 inch below crotch line. (See par. 283 for detailed specifications.)

144. **Evening-dress coat.**—Conventional cut, shaped to figure, blue cloth, open, double row of three gilt buttons each; approximate length, to hollow back of knee joint. (See par. 284 for detailed specifications.)

145. **Mess jacket.**—Similar in cut to body of *Evening dress coat*, but somewhat longer, sufficiently so to fully cover the upper trousers band; white duck, open, two gilt buttons on each side, descending to a rounded peak behind; to be worn open, but held together in front by *two Navy buttons and link*. (See par. 285 for detailed specifications.)

146. **Overcoat.**—Double breasted, blue cloth, double row of five gilt buttons, easy fitting, full skirts, to extend one-third the distance from the knee cap to the ground, shaped at waist and held by half-belt at back; to be worn buttoned, using the four lower buttons on the right side; collar to be so arranged that the coat may be buttoned to the neck if desired. (See par. 286 for detailed specifications.)

147. **Boat cloak.**—Blue cloth, conventional cut, full three-quarters of a circle, to extend 2 inches below knee cap when epaulettes are worn, circular black velvet collar closed at neck with hooks and eyes, and one set of silk or mohair frogs. (See par. 287 for detailed specifications.)

148. **Waistcoat, evening dress, white.**—Conventional cut, rolling collar, four gilt buttons, linen, duck, or similar material. (See par. 288 for detailed specifications.)

149. **Waistcoat, service, blue.**—Conventional cut, single breasted, no collar, open to breast line, cloth or serge, to match coat, six gilt buttons. (See par. 289 for detailed specifications.)

150. **Trousers, full dress.**—Conventional cut, blue cloth, gold-lace stripes covering outside seams, two fob pockets, but no others; they should be cut high to come well up under the waistcoat and mess jacket. (See par. 290, for detailed specifications.)

151. **Trousers, dress, blue.**—Same as *Trousers, full dress*, but without the gold-lace stripes, no side nor hip pockets. (See par. 291 for detailed specifications.)

152. **Trousers, service, blue.**—Conventional cut, cloth or serge; when wearing blue, the coat and trousers shall match and be of the same material. (See par. 292 for detailed specifications.)

153. **Trousers, mess-dress, white.**—Same as *Trousers, dress, blue*, but made of white duck; they shall be of the same material as the mess jacket. (See par. 293 for detailed specifications.)

154. **Trousers, service, white.**—Conventional cut, duck or heavy drill, no limitation on pockets; when wearing white, the coat and trousers shall be of the same material. (See par. 294 for detailed specifications.)

155. **Raincoat.**—Double breasted, blue, waterproof material convertible collar similar to overcoat, loose fitting, full skirted, length one-third the distance from the knee cap to the ground, full belt fitted with leather-covered buckle of non-magnetic substance in front, buttons 50-ligne black. (See par. 295 for detailed specifications.)

156. **Cap cover, rain.**—Blue waterproof material, to fit neatly over cap. (See par. 296 for detailed specifications.)

157. **Cocked hat.**—Rigid, of black silk beaver, about 5 inches high and 17 inches long, with gold tassels in fold at each end and trimmed for the several ranks as specified in paragraph 217. (See par. 297 for detailed specifications.)

158. **Cap, blue and white.**—The frame shall be so constructed that a blue cloth or white duck cover may be fitted; it shall be stiff, standing, and flaring throughout its circumference to give the outer ends of the cover a rolled or rounded effect, rather than one having a thin edge; in general the measurement, with the cover on, should be as follows: Length of crown about 10 inches, width about 9½ inches, height in rear from bottom of frame 2¾ inches; in front from visor to top 3¾ inches; the visor, cover device, chin strap, etc., shall conform to specification hereinafter described. (See par. 298 for detailed specifications.)

159. **Sword and scabbard.**—Cut and thrust blade, from 26 to 32 inches long, half basket hilt, black leather scabbard. (See par. 300 for detailed specifications.)

160. **Sword knot.**—Double strip of ½-inch gold lace, 24 inches long, with slide and tassel. (See par. 301 for detailed specifications.)

161. **Full-dress belt.**—Blue webbing with gold stripes, backed by black grain leather and fittings. (See par. 220 and 302 for detailed specifications.)

162. **Undress belt.**—Plain black leather and fittings. (See pars. 201 and 303 for detailed specifications.)

163. **Epaulettes.**—Body to be covered with gold lace, the outer edge to have a fringe of gold bullion; the upper surface to be decorated with the corps device and insignia of rank. (See pars. 214, 215, 216, and 304.)

164. **Shoulder marks.**—Shall be from 5 to 5½ inches long, 2¼ inches wide, be made stiff, and secured by a small Navy button at their inner ends to white coats, overcoats, and mess jackets, decorated as hereinafter described. (See par. 213 for detailed specifications.)

CHIEF PETTY OFFICERS.

170. **Coat, blue.**—Double-breasted sack, cloth or serge, double row of four gilt buttons, easy fitting, reaching to 1 inch below crotch line, rolling collar, open front; to be worn buttoned, using the four buttons on the right side. (See par. 309 for detailed specifications.)

171. **Coat, white.**—Same cut and style as *Coat, blue*, but to be made of cotton duck or drill, detachable buttons. (See par. 310 for detailed specifications.)

172. **Overcoat.**—Double-breasted, blue cloth, circular collar, double row of five black buttons, easy fitting, skirts reaching to the knee; to be worn buttoned to the neck. (See par. 312 for detailed specifications.)

173. **Raincoat.**—Single-breasted, black, light weight, oiled type of waterproof, length about one-third the distance from knee cap to deck, no belt, five black buttons, to be worn buttoned to the throat with turn-down collar. To be without lining, and to have two outsids patch pockets with flaps. (See par. 311.)

174. **Cap cover, rain.**—Blue, waterproof material, to fit neatly over cap.
175. **Waistcoat, blue.**—Conventional cut, single-breasted, no collar, open to breast line, cloth or serge to match coat, six gilt buttons. (See par. 313 for detailed specifications.)
176. **Trousers, blue.**—Conventional cut, cloth or serge; when wearing blue the coat and trousers shall be of the same material. (See par. 314 for detailed specifications.)
177. **Trousers, white.**—Same as *Trousers, blue*, but material to be of white to match white coat. (See par. 315 for detailed specifications.)
178. **Neckwear.**—Necktie to be of plain black woven silk or satin; to be worn four-in-hand.
179. **Cap, blue or white (Plate 11, fig. 7).**—Frame, covers, and visors the same as for warrant officers, but with patent-leather chin strap and chief petty officers' device. (See par. 316 for detailed specifications.)

PETTY OFFICERS AND NONRATED MEN.

180. **Overshirt.**—Blue flannel, loose, square sailor collar; trimmed with three stripes of white tape on the edge and two embroidered white stars in the corner. Open in the neck and finished at the bottom with turn-up hem and draw string; the length shall be such that the overhang will fully cover the top of the trousers. (See par. 317 for detailed specifications.)
181. **Jumper, undress, blue.**—Same material and general cut as overshirt, but with plain collar without trimmings, no cuffs, sleeves cut square at cuff opening. (See par. 318 for detailed specifications.)
182. **Jumper, dress, white.**—Bleached cotton drill, loose square sailor collar of blue flannel, blue flannel cuffs, open in the neck; length to extend from 2 to 3 inches below the hip, collar and cuffs trimmed like the overshirt. (See par. 319 for detailed specifications.)
183. **Jumper, undress, white.**—Bleached cotton drill, square plain white sailor collar, open in the neck, no cuffs, sleeves cut square at cuff opening, same length as *Jumper, dress, white*. (See par. 320 for detailed specifications.)
184. **Trousers, blue.**—Cloth, cut sailor fashion, with square flap and bell-shaped bottoms. (See par. 321 for detailed specifications.)
185. **Trousers, white.**—Bleached cotton drill, fly front, top pockets, bell-shaped bottoms. (See par. 322 for detailed specifications.)
186. **Jersey.**—To be worsted (all wool) knit, dyed dark blue, circular body, elliptical collar, cuffs on sleeves. (See par. 323 for detailed specifications.)
187. **Overcoat.**—Double-breasted, blue cloth, circular collar, double row five black buttons, easy fitting, reaching about to tips of fingers when arms are naturally at side; to be worn buttoned to the neck. (See par. 324 for detailed specifications.)
188. **Cap, blue.**—Conventional sailor's cap, cloth, band 2 inches high, flat crown kept so by a $\frac{3}{8}$ to $\frac{1}{2}$ inch grommet, projection $2\frac{1}{4}$ inches all around beyond the band, trimmed with ribbon and bow. (See par. 325 for detailed specifications.)
189. **Hat, white (Plate 11, fig. 9).**—Bleached cotton, rounded crown, full stitched brim. (See par. 326 for detailed specifications.)
190. **Watch cap.**—Blue worsted, closely knitted, conical in shape, 10 inches long, with $2\frac{1}{2}$ -inch hem. (See par. 327 for detailed specifications.)
191. **Raincoat.**—Same as for chief petty officers (par. 173).
192. **Neckerchief.**—Black silk square neckerchief. (See par. 328.)

OFFICERS' COOKS AND STEWARDS.

193. **Coat, blue.**—Double-breasted sack, cloth or serge, double row of four black Navy buttons, easy fitting, reaching to 1 inch below crotch line, rolling collar, open front, to be worn buttoned, using the four buttons on the right side. (Similar to coat described in detail in par. 310 except as to buttons. See also par. 347.)

194. **Coat, white.**—Same cut and style as *Coat, blue*, but of standard Navy white drill, white ivory buttons. (Similar to coat described in detail in par. 311 except as to buttons. See also par. 347.)

195. **Overcoat.**—Same as for chief petty officers. (Par. 312.)

196. **Raincoat.**—Same as for chief petty officers. (Par. 173 and 311.)

197. **Cap cover, rain.**—Same as for chief petty officers.

198. **Waistcoat, blue.**—Conventional cut, single-breasted, no collar, open to breast line, cloth or serge to match coat, six black rubber buttons. (See par. 313 for detailed specifications. See also par. 347.)

199. **Trousers, blue.**—Conventional cut, cloth or serge; when wearing blue the coat and trousers shall be of the same material. (See par. 314 for detailed specifications. See also par. 347.)

200. **Trousers, white.**—Same as *Trousers, blue*, but material to be of white to match white coat. (See par. 315 for detailed specifications. See also par. 347.)

201. **Cap, blue or white (Plate 11, fig. 8).**—Frame, covers, and visor the same as prescribed in paragraph 316 but with black buttons on side and the letters "U. S. N." as a cap device. (See also par. 348.)

202. **Neckwear.**—A necktie to be of black ribbed silk not more than 36 or less than 32 inches long; and not more than $1\frac{1}{4}$ inches nor less than $\frac{7}{8}$ inch wide, of uniform width throughout its length, and to be tied in a double bowknot.

DUNGAREES FOR ALL OFFICERS AND ENLISTED MEN.

203. **Dungaree coat.**—Blue denim, conventional cut, shawl collar, loose fitting to permit free use of arms; skirt to extend 3 to 5 inches below hips with two overlaid pockets, one on each side; opened in front and closed with five metal buttons, detachable, of Navy standard type. (See par. 339 for detailed specifications.)

204. **Dungaree trousers.**—Of the same material as coat, with fly front, buttoned with black buttons, and fitted to wear with belt, two top pockets and one patch pocket on right hip, fitted with gusset at center of back, secured with metal buckle. (See par. 340 for detailed specifications.)

CHAPTER V.

INSIGNIA DESIGNATING RANK AND CORPS OF COMMISSIONED AND WARRANT OFFICERS.

210. The rank of an officer is primarily indicated by the number and kind of stripes on his sleeve; it is also indicated on epaulettes and shoulder marks, and in part by the markings on the cocked hat, cap, and full-dress trousers, and belt.

211. **Sleeve markings (stripes).**—(a) Sleeve stripes shall encircle the sleeve and be of gold lace except those for overcoats, which shall be of lustrous black flat braid, and those for chief warrant officers and warrant officers, which shall be broken alternating blue and gold. The spacing between stripes shall be $\frac{1}{4}$ inch; the lower stripe shall be 2 inches from the edge of the sleeve and parallel thereto.

(b) The following stripes shall be worn on the sleeves of blue coats by officers of the following or equivalent ranks:

Admiral.....	One 2-inch stripe with three $\frac{1}{2}$ -inch stripes above it.
Vice admiral.....	One 2-inch stripe with two $\frac{1}{2}$ -inch stripes above it.
Rear admiral.....	One 2-inch stripe with one $\frac{1}{2}$ -inch stripe above it.
Commodore.....	One 2-inch stripe.
Captain.....	Four $\frac{1}{2}$ -inch stripes.
Commander.....	Three $\frac{1}{2}$ -inch stripes.
Lieutenant commander.....	Two $\frac{1}{2}$ -inch stripes with one $\frac{1}{4}$ -inch stripe between the other two.
Lieutenant.....	Two $\frac{1}{2}$ -inch stripes.
Lieutenant (junior grade).....	One $\frac{1}{2}$ -inch stripe with one $\frac{1}{4}$ -inch stripe above it.
Ensign.....	One $\frac{1}{2}$ -inch stripe.
Chief warrant officer.....	One $\frac{1}{2}$ -inch stripe,
Warrant officer.....	One $\frac{1}{4}$ -inch stripe,

}

the gold lace to be woven at intervals of two inches with dark blue silk thread in widths of $\frac{1}{2}$ inch.

212. **Sleeve markings (corps devices).**—(a) In addition to the insignia of rank indicated by the above-mentioned stripes, officers of the several corps and warrant officers shall wear $\frac{1}{4}$ inch above the sleeve stripes, except on overcoats, the following insignia of corps, all to be embroidered and of a size to be inscribed in a circle of $1\frac{1}{2}$ inches in diameter. These shall be known as corps devices.

(b) *Line officers* (Plate 17, fig. 16).—Except chief warrant and warrant officers, a five-pointed gold star, the lower ray pointing downward.

(c) *Medical officers* (Plate 17, fig. 5).—A spread oak leaf, embroidered in gold, surcharged with an acorn, embroidered in silver, of a size to be inscribed in an ellipse $1\frac{1}{2}$ inches long and $\frac{3}{4}$ inch wide; to be set with the longer axis of the device perpendicular to the upper stripe of lace, stem down.

(d) *Dental officers* (Plate 17, fig. 10).—A spread oak leaf embroidered in gold, with acorns embroidered in silver, on each side of the stem, of a size to be inscribed in an ellipse $1\frac{1}{2}$ inches long and $\frac{3}{4}$ inch wide; to be set with the longer axis of the device perpendicular to the upper stripe of lace, stem down.

(e) *Supply officers* (Plate 17, fig. 6).—A sprig of three oak leaves and three acorns, to be embroidered in gold, with one acorn on each side of the stem and one acorn between the two upper leaves, leaves and acorns to be distinctly and separately outlined, except where brought together at the stem of the sprig; of a size to be inscribed in a rectangle $1\frac{1}{2}$ inches long and $\frac{3}{4}$ inch wide; to be set with the longer axis of the device parallel to the stripes of lace, with stems to the front.

(f) *Chaplains* (Plate 17, fig. 9).—A Latin cross, embroidered in gold, the long arm 1 inch long, the short arm $\frac{3}{8}$ inch long, and each arm $\frac{3}{8}$ inch wide; to be set inclined toward the rear, the longer arm making an angle of 60° with the upper stripe of lace.

(g) *Professors of mathematics* (Plate 17, fig. 3).—An oak leaf with slightly curving stem and acorn attached to the concave side of the stem, to be embroidered in gold, of a size to be inscribed in an ellipse $1\frac{1}{4}$ inches long and $\frac{3}{4}$ inch wide; to be set with stems to the front, acorn uppermost and midrib of the leaf making an angle of 30 degrees with the stripe of lace.

(h) *Naval constructors* (Plate 17, fig. 7).—A sprig of two live-oak leaves, spreading with an acorn on the stem between the leaves, stem curving slightly, embroidered in gold, of a size to be inscribed in a rectangle $1\frac{1}{8}$ inches long and $\frac{7}{8}$ inch wide; to be set with the longer axis of circumscribing figure parallel to the stripes of lace, stem pointing down toward the front.

(i) *Civil engineers* (Plate 17, fig. 11).—Two sprigs of two live-oak leaves embroidered in gold and an acorn embroidered in silver in each sprig, leaves of each sprig spreading and the acorn at the stem, the sprigs to be crossed with stem at the ends of the device, the acorns pointed up and clearing the tips of the leaves of the opposite sprig, the device to be $1\frac{1}{8}$ inches long over all and $1\frac{1}{8}$ inch wide, to be set with the longer axis parallel to the upper stripes of lace.

(j) *Chief boatswains and boatswains* (Plate 17, fig. 8).—Two crossed gold fowl anchors, crowns downward.

(k) *Chief gunners and gunners* (Plate 17, fig. 12).—Flaming spherical gold shell flame upward.

(l) *Chief machinists and machinists* (Plate 17, fig. 2).—A three-bladed gold propeller, one blade pointing upward.

(m) *Chief carpenters and carpenters* (Plate 17, fig. 1).—A carpenter's square, point down.

(n) *Chief sailmakers and sailmakers* (Plate 17, fig. 13).—A gold lozenge, or diamond major axis in the horizontal.

(o) *Chief pharmacists and pharmacists* (Plate 17, fig. 4).—A gold caduceus, point downward.

(p) *Chief pay clerks and pay clerks* (Plate 17, fig. 15).—The similar device as for the Supply Corps, but without the acorn, of gold.

(q) *Mates* (Plate 17, fig. 14).—A pair of gold binoculars, small end upward, $2\frac{1}{2}$ inches above the cuff line.

Officers of the Naval Reserve Force shall wear the same sleeve markings prescribed for officers of the regular Navy of the same rank and corps.

213. **Shoulder marks** (for all officers).—(a) To be worn on white service coats, mess jackets, and overcoats.

(b) They shall be from 5 to $5\frac{1}{2}$ inches long, $2\frac{1}{4}$ inches wide; the outer end squared, and the inner end terminating in a symmetrical triangular peak, extending 1 inch beyond the parallel sides.

(c) *Description and workmanship*.—To be made of dark blue cloth, lined with black silk, worked over one thickness of stiffening material that will not curl when wet. At the center of the peak a Navy standard eagle gilt $22\frac{1}{2}$ ligne button, snap fastening, is to be placed for the purpose of attaching the mark to the coat by fastening the under strap to the body of the shoulder mark.

For flag officers the top of the shoulder mark shall be covered with 2-inch gold lace showing a margin of $\frac{1}{8}$ inch of blue cloth. Devices to be worked over the lace as follows:

(d) *Admiral*.—A silver fowl anchor, $1\frac{1}{8}$ inches long over all, width from tip to tip 1 inch, stock $\frac{1}{8}$ inch long; mounted with the crown pointing outward on the middle line of the shoulder mark, $\frac{1}{8}$ inch clear between the anchor and the button; and a group of four silver, five-pointed stars, each of a size to be inscribed in a circle $\frac{3}{4}$ inch in diameter, mounted with one ray pointing inward and with the centers of the stars on each corner of a square having a side of 1 inch in length and with one diagonal laid on the center line of the shoulder mark, the center of the outer star being $\frac{3}{4}$ inch from the outer end of the shoulder mark.

(e) *Vice admiral*.—The same as for admiral, except that there shall be but three stars, center of stars to be set at the angles of an equilateral triangle, $1\frac{1}{4}$ inches to the side, base parallel to and 1 inch from end of shoulder mark and apex in center line of shoulder mark.

(f) *Rear admiral*.—The same as for admiral, except that there shall be but two stars, centers of stars to be set on the center line of the shoulder mark, $1\frac{1}{4}$ inches apart, from center to center of stars, with outer star $\frac{3}{4}$ inch from end of shoulder marks.

(g) *Commodore*.—The same as for admiral, except that there shall be but one star, center of star on center line of shoulder mark, midway between anchor and end of shoulder mark.

(h) *Staff officers above the rank of captain*.—Rank of rear admiral or commodore; the same as for line officers of the same rank, except that there shall be surcharged on the shank of the anchor a miniature device in gold of the appropriate corps. For medical officers, supply officers, and naval constructors the stem shall be pointed toward the stock of the anchor. For civil engineers the longer axis of the device shall be parallel to the shank of the anchor.

(i) *Captain and ranks below*.—The shoulder marks shall not have the covering of gold lace prescribed for flag officer, but the rank and corps shall be indicated by stripes of gold lace and corps device. The outer stripe of lace shall be parallel to and $\frac{1}{4}$ inch from the end of shoulder mark, except that for the rank of ensign, chief warrant and warrant officer the stripe of lace shall be $\frac{1}{2}$ inch from the end of the shoulder mark, and the corps device shall be on the center line of the shoulder mark and $\frac{1}{4}$ inch from the inner stripe; stripes to be set $\frac{1}{4}$ inch apart. The number and width of the stripes shall be as prescribed for the sleeves of blue coats in paragraph 211.

214. **Epaulets** (see plates 13 and 14).—(a) For all commissioned officers, except chaplains and chief warrant officers.

(b) There are three standard patterns—one for flag officers, one for captains and commanders, one for lieutenant commanders, lieutenants, and ensigns, as follows:

1. *Officers of flag rank*.—The strap is to be $2\frac{3}{4}$ inches wide and 6 inches long; frog $4\frac{3}{4}$ inches wide, crescent $1\frac{1}{8}$ inch in broadest part; bullions $3\frac{1}{2}$ inches long and $\frac{5}{8}$ inch in diameter.

2. *Officers of the rank of captain or commander*.—The same as above, except that the bullions shall be 3 inches long and $\frac{3}{8}$ inch in diameter.

3. *Officers of or below the rank of lieutenant commander*.—The strap shall be $2\frac{1}{2}$ inches wide, 6 inches long; frog $4\frac{3}{8}$ inches; crescent $1\frac{1}{8}$ inches in the broadest part; bullions 3 inches long, $\frac{3}{8}$ inch diameter.

215. **The rank insignia for epaulets** shall be as follows: (See Plate 14).

(a) *Admiral*.—Four embroidered silver stars, of a size to be inscribed in a 1-inch circle; one surcharged on an embroidered gold fowl anchor $1\frac{1}{8}$ inches long, and placed on the strap of the epaulet, crown outward; the other three stars to be placed on the frog on a curve parallel to the inner edge of the crescent.

(b) *Vice admiral*.—The same as for admiral, except the anchor to be of silver and to have no star surcharged on it.

(c) *Officers of the rank of rear admiral*.—Two embroidered silver stars, of size to be inscribed in a 1-inch circle, placed on the long axis of the frog, dividing it inside the crescent into three equal parts.

(d) *Officers of the rank of commodore*.—One embroidered silver star, of same size as above, mounted at the intersection of the median lines of the frog and shank.

(e) *Officers of the rank of captain*.—An embroidered silver spread eagle, measuring $2\frac{1}{4}$ inches across the wings, 1 inch high; arrow tips to laurel branch end $1\frac{3}{4}$ inches; mounted at the intersection of the median lines of the frog and shank.

(f) *Officers of the rank of commander*.—An embroidered silver oak leaf, measuring $1\frac{1}{2}$ inches from stem to tip, 1 inch extreme width, mounted at the intersection of the median lines of the frog and shank.

(g) *Officers of the rank of lieutenant commander*.—The same as for the rank of commander, but a gold leaf instead of silver, mounted at the intersection of the median lines of the frog and shank.

(h) *Officers of the rank of lieutenant.*—One pair of embroidered silver bars 1 inch long by $\frac{1}{2}$ inch wide, $\frac{1}{4}$ inch apart; mounted at the intersection of the median lines of the frog and shank.

(i) *Officers of the rank of lieutenant (junior grade).*—One silver bar mounted at the intersection of the median lines of the frog and shank.

(j) *Officers of the rank of ensign.*—One gold embroidered bar mounted at the intersection of the median lines of the frog and shank.

216. **Corps devices for epaulets.**—(a) On the strap of the epaulet shall be mounted a silver fowl anchor $1\frac{3}{8}$ inches long, 1 inch across the flukes, with stock $\frac{1}{4}$ inch long, shank parallel and on median of strap, crown outboard, and ring 1 inch clear of epaulet button.

(b) Staff officers shall wear surcharged on the above silver anchor the appropriate corps devices described in paragraph 212, as illustrated in plates of Section III.

217. **Cocked hat.**—(a) For officers of flag rank, to be bordered with gold lace $1\frac{1}{2}$ inches wide, the cockade to be trimmed with similar lace. (Plate 11, fig. 2.)

(b) For all other commissioned officers, except chaplains and chief warrant officers, to be bordered with black silk lace $2\frac{1}{2}$ inches wide, but showing only $1\frac{1}{4}$ inches on the outside.

(c) For the ranks of captains and commanders the cockade to be trimmed with gold lace $1\frac{1}{2}$ inches wide; for the ranks of lieutenant commander and below, gold lace 1 inch wide. (Plate 11, fig. 1.)

(d) The cockade to be of black silk, $3\frac{1}{2}$ inches in diameter.

218. **Caps.**—(a) For flag officers or officers of equivalent rank in the staff corps the visor shall be embroidered full in gold with oak leaves and acorns on dark navy-blue cloth. (Plate 11, fig. 3.)

(b) For captains and commanders or officers of equivalent rank in the staff corps, similarly embroidered, but only along the front edge. (Plate 11, fig. 4.)

(c) For all other officers of and below the rank of lieutenant commander the visor shall be of plain black patent leather. The underside of all visors shall be lined with dark green. The cap device for all commissioned officers, including chief warrant officers, shall be embroidered, consisting of two crossed fowl anchors in gold, with silver shield and spread eagle superimposed. For warrant officers two crossed embroidered gold fowl anchors, but without the shield and eagle. The chin strap for all commissioned officers shall be adjustable, and be made of $\frac{1}{2}$ -inch gold lace, for warrant officers a similar one $\frac{1}{4}$ inch wide. (Plate 11.)

219. **Trousers, full dress.**—(a) Full-dress blue trousers, except for chaplains, stripe of gold lace covering the outside seam of each leg, in width as follows:

	Inches.
(b) Officers of flag rank.....	$1\frac{3}{4}$
(c) Officers of the rank of captain and commander.....	$1\frac{1}{2}$
(d) Officers of and below the rank of lieutenant commander except chief warrant and warrant officers.....	1

220. **Belt, full dress.**—(a) The full-dress belt shall be worn by all commissioned officers, except chaplains and chief warrant officers, and shall be of dark navy-blue silk webbing, backed by black leather, $1\frac{1}{4}$ inches wide, and be fastened with a gold-plated buckle, 2 inches in diameter, marked as follows:

(b) *Officers of flag rank.*—Three woven gold stripes, each $\frac{1}{2}$ inch wide, the two outer stripes on the upper and lower edges, respectively, the third one in the middle; sling straps to be $\frac{1}{4}$ inch wide, with three $\frac{1}{2}$ -inch gold woven stripes, one on each edge and one in the middle.

(c) *Officers of the rank of captain and commander.*—The same as for officers of flag rank, except that there shall be seven gold stripes, each $\frac{1}{8}$ inch wide in the belt, and on the sling strap three $\frac{1}{16}$ -inch stripes.

(d) *Officers of and below the rank of lieutenant commander.*—The same as paragraph (c), but with five gold stripes in the belt and no middle stripe in the sling strap.

221. **Belt, undress.**—Plain black grain leather, 2 inches wide, with plain sling straps of the same material, $\frac{3}{4}$ inch wide, buckle and mounting same as *Full dress belt*. no special rank markings.

222. **Aiguillettes.**—(a) Aiguillettes shall be worn by officers when on duty as personal aids to the President, aids at the White House, aids to the Secretary and Assistant Secretary of the Navy, aids to flag officers, and officers of a lower rank who may be entitled to aids, commandants, Superintendent of the Naval Academy, and by naval attachés. Aids to the President and at the White House shall wear them on the right side, all others on the left. With overcoats they shall be worn on the outside.

(b) Dress aiguillettes shall be worn by aids on occasions of ceremony and on social occasions when uniform has been prescribed.

(c) Service aiguillettes shall be worn only on service dress uniforms.

223. **Dress aiguillettes.**—(a) Dress aiguillettes shall be made according to pattern and consist of two single plaits and two loops starting from each end of a plait of blue and gold gilt $\frac{1}{2}$ inch thick; at the termination of the plaits shall be about 3 inches of plain cord ending in gilt metal tags $3\frac{1}{2}$ inches long mounted with two silver anchors.

(b) Dress aiguillettes for aid to the President shall have a gold cord without the blue; in all other respects the same as described above.

(c) For attaching the aiguillettes to the shoulder the cord shall be bound together lying flat side by side by a strip of $1\frac{1}{2}$ -inch gold lace. The aiguillettes shall be attached at this binding to the shoulder of the coat just inside the sleeve band seam by a clasp pin. A small flat button covered with black silk shall be placed under the coat collar at the height of the collar bone for securing the becket to the aiguillettes.

(d) When dress aiguillettes are worn with a white service or aviation coat, the becket shall be attached to the top button of the coat.

224. **Service aiguillettes.**—(a) Service aiguillettes shall be made according to pattern and shall consist of loops of aiguillette cord $\frac{1}{2}$ inch in diameter fastened on the shoulder and going around the shoulder just under the arm pit. Number of loops shall be as follows: Aid to admiral or officer or official of higher rank, four loops; aid to vice admiral, three loops; aid to rear admiral or officer of lower rank entitled to an aid, two loops.

(b) Aiguillettes shall be fastened to shoulder by strip of $1\frac{1}{2}$ -inch gold lace and clasp pin as for dress aiguillettes.

225. **Aviation insignia.**—(a) A gold-embroidered or bronze gold-plated metal pin, winged, fowl anchor surcharged with a shield $\frac{1}{2}$ inch in height, $2\frac{1}{4}$ inches from tip to tip of wings; length of fowl anchor 1 inch.

(b) To be worn on the left breast by qualified naval aviators and enlisted men holding certificates as Navy aviation pilots. Wings horizontal.

(c) Officers holding designation as naval aviation observers shall wear the same insignia as above but the right wing and shield removed and an "O" superposed on the fowl anchor.

(d) Enlisted men holding certificates of qualification as balloon pilots shall wear the same insignia as in paragraph (a), but with the right wing removed.

(e) When worn with ribbons or medals, the aviation insignia shall be uppermost.

(f) The embroidered device shall be worn by officers on blue coats; by chief petty officers on blue dress and undress coats.

(g) The pin device shall be worn by officers on white coats; by chief petty officers on white dress and undress coats; and by other enlisted men on the overshirt and jumper in blue dress and white dress uniforms, but on no others.

CHAPTER VI.

OTHER ARTICLES OF UNIFORM.

OFFICERS.

230. **Buttons.**—Navy gilt buttons shall be convex, of standard pattern and of three sizes, with regulation device of United States Navy stamped on the surface of the button. They shall be of the following sizes: 35 ligne ($\frac{7}{8}$ inch), 28 ligne ($\frac{7}{10}$ inch), and 22½ ligne ($\frac{9}{16}$ inch). Black buttons shall be of vegetable ivory and shall be of the size prescribed in the detailed specifications for various garments. Shirt buttons, cuff and bosom, shall be of plain gold, the latter $\frac{1}{4}$ inch in diameter, only two of which shall be visible above waistcoat on a plain white starched bosom shirt. Those for the cuffs shall be of the link pattern.

231. **Shirts.** (a) Shall be of plain white cotton or linen only, opened in front, showing plain white cuffs. With evening dress coat and mess jacket, the bosom shall be stiff and starched, without plaits and showing two shirt buttons above the waistcoat. With other coats the bosom may be soft.

(b) The dark navy blue flannel or cotton shirt with collar attached may be worn with service dress at sea, or in such weather or under such circumstances as may warrant it when prescribed by the senior officer present.

232. **Collars.**—Shall be plain white, stiff and starched, and worn with all uniforms except service dress, white. Soft collars are forbidden with uniform. A standing collar, with square tips, edges meeting in front, shall be worn with the evening dress coat, and may be worn with the service coat, white. With other uniforms a turn-down collar shall be worn.

233. **Cuffs.**—Cuffs shall be plain white and starched. With service dress unstarched cuffs may be permitted.

234. **Neckwear.**—Neckties shall be of plain black woven silk or satin. A four-in-hand shall be worn with the frock and service coat, blue, and a bow with the evening dress coat and mess jacket.

235. **Gloves.**—White service gloves shall be of lisle thread or skin, with white stitching. Service gloves shall be iron gray in color and made of suède, lisle, or silk thread, with stitching of the same color. Gloves when worn with service dress or with overcoat shall be the service glove; when worn with any other uniforms they shall be the white.

236. **Shoes.**—Black shoes, high or low Oxford, shall be laced, of black leather, and shall be worn when blue trousers are prescribed; black patent-leather shoes, conventional style, when the evening dress coat or blue trousers with mess jacket are worn. White shoes, of canvas or skin of the same style as black leather shoes, shall be worn when white trousers are worn.

237. **Socks.**—Shall be of plain material undecorated; black socks shall be worn with blue trousers, white socks with white trousers.

238. **Mourning badges.**—Shall be of black crêpe; that around the arm shall be 3 inches wide, be worn on the left side, halfway between the shoulder and elbow; that on the sword hilt, of the same width, 20 inches long, the bight knotted at the sword hilt. They will be worn when prescribed, and at no other time.

239. **Leggings.**—Shall be of the same style, pattern, and color as prescribed for the service; i. e., officers and men alike. (See par. 336 for detailed specifications.)

CHIEF PETTY OFFICERS.

240. **Badges, decorations, medals, and ribbons.**—Enlisted men shall wear badges, decorations, medals, and ribbons as prescribed under Chapter VII.

241. **Buttons, Navy, gilt.**—Navy gilt buttons 28 ligne ($\frac{7}{16}$ inch) and 22½ ligne ($\frac{9}{16}$ inch), entire diameter, of standard pattern and device.

242. **Shirts, collars, and cuffs.**—Shirts shall be of plain white linen or cotton, without stripes, figures, or plaits of any kind, open in front and to be buttoned with plain white buttons; only plain white cuffs of similar material to be worn.

Only plain white, stiff, turned-down linen collars may be worn.

The dark navy blue flannel or cotton shirt with collar attached may be worn with service dress at sea or in such weather or under such circumstances as may warrant it, when prescribed by the senior officer present.

243. **Neckwear.**—Neckties shall be of plain black woven silk or satin and shall be worn four-in-hand.

244. **Shoes, high and low, black and white.**—Black shoes, high and low Oxford, shall be of black leather with broad toes, and shall be worn on all occasions when blue trousers are worn.

White shoes, high or low, shall be of canvas or skin, laced, broad toes, and shall be worn when white trousers are worn.

245. **Socks.**—Shall be of plain material undecorated. Black socks shall be worn with black shoes and white socks shall be worn with white shoes.

CHAPTER VII.

DECORATIONS, MEDALS, BADGES, AND RIBBONS.

250. **Decorations, medals, badges, and ribbons** shall be worn with the uniform as set forth in Chapter II under the heading of "Designation of uniform." The laws governing the award of the medal of honor, distinguished-service medal, and Navy cross are set forth in the act of Congress approved February 4, 1919.

251. **How worn.**—(a) The medal of honor is worn pendent from a ribbon placed around the neck under the coat. With full dress white, the ribbons pass out from inside the coat collar between the upper and lower hooks, the medal hanging 1 inch below the collar. With evening clothes it hangs 1 inch below the tie. With frock coat, the medal hangs just below the opening where lapels meet.

(b) Medals and badges, except the medal of honor, shall be worn on the left breast, in one horizontal line, suspended from a single holding bar, the upper edge of which shall be on a line 1 inch below the point of the shoulder. (By the point of the shoulder is meant a point in front half way between the top and the bottom of the shoulder joint.) The holding bar shall not be longer than from the fold of the left lapel of the frock coat to the armhole seam, and so placed upon the uniform that its center shall be at a point midway between the fold of the left lapel of the coat and the left armhole. When a medal or badge has an exposed bar at the top of the ribbon, such bar shall be mounted on the front of the holding bar or shall form a part of such bar, and where there are several such exposed bars on a single medal or badge the uppermost bar shall be so mounted. When the number of medals and badges to be worn is such that they can not all be suspended from a holding bar of the prescribed length and at the same time be fully seen, they shall overlap sufficiently to permit them all to be mounted on the bar, each medal or badge partially covering the one on its left, and the right-hand one showing in full, the overlapping being equal for all of the medals and badges worn. The holding bar for the suspension of medals and badges shall be of metal or other material of sufficient stiffness and shall be wholly covered by the ribbons or exposed bars.

(c) Ribbons of decorations, medals, and badges shall be arranged as follows:

They shall be worn in horizontal rows of three each, if that number or more be possessed, the rows to be spaced one-quarter of an inch apart. If not in multiple of threes, the upper row shall contain the lesser number, the center of this row to be over the center of the one below it. They shall be worn on the left breast clear of the lapel, as far as practicable, and in a position corresponding to that of the bar for medals and badges. These ribbons shall be made in $\frac{3}{4}$ -inch lengths of the same ribbon that supports the decoration, medal, or badge, with sufficient stiffening to keep them from wrinkling, without intervals, and shall be sewed to the evening dress, blue, and service dress, blue, coats. They shall be arranged similarly on a bar or bars to be pinned to the frock, service dress, white, and mess dress coats.

(d) On evening clothes the decorations and medals and ribbons will be worn on the left lapel extending to the left of the lapel, if necessary.

252. **Miniatures.**—(a) Miniature replicas of all medals (except the medal of honor), decorations, service ribbons shall be of a scale one-half of that of the original and shall be worn in lieu of medals or ribbons with evening full dress, A and B, evening dress, blue, A and B; and may be prescribed by competent authority for dinner dress, A and B, and for full dress, white. The medal of honor shall not be worn in miniature.

(b) With the uniforms for which miniatures are prescribed service medals or ribbons may be worn if miniatures are not available, but only one full-size medal will be worn on the lapel of evening clothes.

253. **The order in which American decorations, medals, and badges, or their ribbons, shall be worn** shall be as follows:

(a) Medal of honor, suspended, worn pendent from the neck.

- (b) (1) Distinguished-service medal (Navy).
- (2) Distinguished-service medal (Army).
- (c) (1) Navy cross.
- (2) Distinguished-service cross (Army).
- (d) Medal commemorating the battle of Manila Bay.
- (e) Medal commemorating the naval engagements in the West Indies.
- (f) Specially meritorious medal.
- (g) Gold life-saving medal.
- (h) Silver life-saving medal.
- (i) Civil War campaign medal.
- (j) Spanish campaign medal.
- (k) Philippine campaign medal.
- (l) China campaign medal.
- (m) Cuban pacification medal.
- (n) Mexican service medal.
- (o) Nicaraguan campaign medal.
- (p) Haitian campaign medal (1915).
- (q) Dominican campaign medal.
- (r) Victory medal.
- (s) Haitian campaign medal (1919-1920).
- (t) Good conduct medal.
- (u) Bailey medal.
- (v) Medals or badges awarded for service performed while in the Army, Marine Corps, or other branch of the Government, if not included among those specified above, in the order specified by the respective services. If conferred for war or campaign service, they shall be worn to conform with the chronological sequence as set forth in this list; but if for otherwise meritorious conduct or service proficiency they shall be worn to conform to the general plan set forth in these regulations, and as far as consistent with the order specified by their respective services.

(w) Medals or badges for excellence in gunnery.

(x) Medals or badges for excellence in small-arms firing in the following order:

- (1) Expert team rifleman's medal. (No longer issued.)
- (2) Expert rifleman's bar. (No longer issued.)
- (3) Sharpshooter's medal. (No longer issued.)
- (4) Expert pistol shot's pin. (No longer issued.)
- (5) Navy and Marine Corps distinguished marksman's badge.
- (6) Marine Corps distinguished pistol shot badge.
- (7) Marine Corps rifle competition badge. (Not worn if 5 is held.)
- (8) Marine Corps division rifle competition badge. (Not worn if 5 is held.)
- (9) Marine Corps pistol competition badge. (Not worn if 6 is held.)
- (10) Marine Corps division pistol competition badge. (Not worn if 6 is held.)
- (11) Lauchheimer trophy medal.
- (12) Navy and Marine Corps expert rifleman's badge. (Not worn if 5 is held.)
- (13) Marine Corps sharpshooter's badge. (Not worn if 5 or 12 is held.)
- (14) Marine Corps marksman's badge. (Not worn if 5, 12, or 13 is held.)
- (15) Navy and Marine Corps expert pistol shot's badge. (Not worn if 6 is held.)
- (16) Marine Corps pistol shot, first class (badge). (No longer issued.)
- (17) Medals given by the National Rifle Association for excellence in shooting at matches held under the cognizance of that association, worn in the order in which won.

254. The wearing of the following badges is optional with the holders, but if these or any of them are worn, none of the decorations, medals, or badges awarded by the Government shall be worn at the same time with them:

- (a) Badges of military societies commemorative of the wars of the United States.
- (b) Badges of the Regular Army and Navy Union and of the Army and Navy Union of the United States.

(c) Corps and division badges of the Civil War and the Spanish War.

(d) Badge of the Enlisted Men's Abstinence League.

The badges referred to in subparagraph (a) of the preceding paragraph are the distinctive medals and badges adopted by societies of men who have served in the Army or Navy of the United States in the War of the Revolution, the War of 1812, the Mexican War, the War of the Rebellion, the Spanish-American War and the incident insurrection in the Philippines, the China relief expedition of 1900, and the World War. The law permits them to be worn upon all occasions of ceremony by officers and men of the Army, Navy, and Marine Corps who are members of said organizations in their own right. Persons who by right of inheritance and election are members of any of the above-named societies are members thereof in their own right.

255. **Not more than one medal of honor** or one distinguished-service medal or one Navy cross shall be issued to any one person, but for each succeeding deed of service sufficient to justify the award the President may award a suitable emblem or insignia to be worn with the decoration and the corresponding rosette or other device. By direction of the President a gold five-pointed star, one-quarter of an inch in diameter, will be issued to any person already holding a medal of honor, distinguished-service medal, or Navy cross, to denote the award of a second medal of honor, distinguished-service medal, or Navy cross, respectively. The star will be worn on the ribbon attached to the medal or cross and also upon the service ribbon when worn in lieu of the medal or cross.

256. **When decorations, medals, badges, and ribbons must not be worn.**—Decorations, medals, badges, and ribbons shall not be worn on overcoats nor with civilian clothes, except that on especially appropriate occasions miniature medals may be worn with civilian evening dress. Rosettes or buttons are authorized with all decorations, medals, and badges for optional wear with civilian clothes, to consist of the ribbons of the respective medals made up in rosette form.

257. **Medals and badges having no ribbons** shall be worn only when other medals and badges are worn, except that medals or badges for excellence in gunnery or small arms shall be worn when the ribbons of decorations, medals, and badges are prescribed, one-fourth of an inch below the center of the ribbons.

258. **Foreign decorations.**—(a) Except as prescribed below, the wearing of foreign decorations or service medals and the corresponding service ribbons is optional. They will be worn on the same occasions as prescribed for American decorations, service medals, or badges and service ribbons, respectively, and will be arranged in the order of the dates of receipt to the left of all American decorations, service medals, and service badges, except that when one individual possesses two or more decorations from the same foreign country the order of precedence of those particular decorations shall be determined by the rules of the country concerned.

(b) An individual not possessing a medal of honor and having a foreign decoration which, under the rules of the country concerned, is required to be worn at the neck will so wear it. In case the medal of honor has been conferred and also a foreign decoration which, under the rules of the country concerned, shall be worn in no other place than suspended from the neck, the foreign decoration shall be so worn but shall show below the medal of honor.

(c) So far as may be consistent with the above, foreign decorations and medals will be worn nearly as practicable in accordance with the regulations of the country concerned.

(d) A person who has received a decoration from the government of a foreign country will wear the decoration as a courtesy to that country when attending any public function in any country in the house of or in honor of a public official or other distinguished citizen or subject of the country whose decoration he possesses. A foreign decoration or service medal will not be worn alone; at least one American decoration, medal, or badge must be worn with a foreign award.

CHAPTER VIII.

SLEEVE AND CUFF MARKINGS—ENLISTED MEN.

260. The rating, branch, class, specialty, and length of service of an enlisted man is indicated by his sleeve and cuff markings.

261. **Rating badges.**—(a) Chief petty officers and petty officers shall wear on the sleeve of the blue and white coats, overshirts, and jumpers, midway between the shoulder and elbow, a rating badge consisting of an eagle, chevrons, and specialty mark. It shall be worn on the right sleeve by petty officers of the seaman branch and on the left sleeve by all other petty officers.

(b) Rating badges are manufactured by the Naval Clothing Factory of standard pattern, and are illustrated in Section III of these regulations.

(c) The badge as made up shall cover a field $3\frac{1}{4}$ inches broad; the specialty mark shall be in the center of the field, in the angle of the stripes of the chevron; the eagle shall be $1\frac{1}{2}$ inches above the angle, and just above the specialty mark. For blue clothing the eagle and specialty marks are to be embroidered in white and for white clothing in blue, except that for hospital corpsmen the specialty mark shall be of red cloth for both blue and white clothing laid on the same as chevrons.

262. **Chevrons.**—(a) Chevrons indicate the rank or class of petty officers. They shall be of scarlet cloth, sewed on with scarlet silk for blue clothing and of blue cloth sewed on with blue silk for white clothing. The stripes shall be $\frac{3}{8}$ inch wide, separated $\frac{1}{4}$ inch, and sewed flat without padding by an overlock stitch on the edges of the stripes.

(b) Chief petty officers shall wear chevrons of three stripes, with an arch of one $\frac{3}{8}$ -inch stripe forming the arc of a circle between the ends of the upper stripe of the chevrons, the outside radius of the circle being $1\frac{7}{8}$ inches, the specialty mark being in the center of the field under the arch, the eagle resting on the top of the arch.

(c) Petty officers, first-class, shall wear three stripes in the chevron; petty officers, second-class, two stripes; and petty officers, third-class, one stripe.

(d) For petty officers holding three consecutive good-conduct badges the chevrons for blue clothing shall be made of gold lace instead of scarlet cloth, and the eagle and specialty mark shall be embroidered in silver.

263. **Branch marks.**—(a) A stripe of braid $\frac{3}{8}$ inch wide shall be worn on the shoulder seam and extend entirely around the sleeve of the overshirt and jumper of enlisted men other than petty officers as follows:

(b) By men of the seaman branch on the right sleeve, white braid on blue clothing and blue braid on white clothing.

(c) By men of the artificer branch, engineer force, red braid on both blue and white clothing.

(d) Men of the artificer branch, special branch, commissary branch, messman branch, and aviation branch shall not wear a branch mark.

264 (a) **Specialty marks** are worn as part of the rating badge of petty officers; and without rating badges in certain other nonpetty officer ratings.

(b) The specialty marks and the ratings by which worn are listed below and illustrated in the plates in Section III. They are manufactured of standard pattern and size at the Naval Clothing Factory.

(c) For blue clothing, specialty marks are embroidered in white, and for white clothing in blue; except that for hospital corpsmen they shall be of red for both blue and white clothing.

(d) Specialty marks are made for and worn by the following ratings: (Plates 30 and 31.)

Aviation carpenter's mates (fig. 17).
 Aviation machinist mates (fig. 18).
 Aviation metal smiths (fig. 19).
 Aviation riggers (fig. 20).
 Bakers (fig. 21).
 Bandmasters (fig. 15).
 Blacksmiths (fig. 4).
 Boatswain's mates (fig. 2).
 Boilermakers (fig. 13).
 Buglers (fig. 27).
 Carpenter's mates (fig. 7).
 Commissary stewards (fig. 16).
 Cooks, officers' (fig. 21).
 Cooks, ships' (fig. 21).
 Coppersmiths (fig. 13).
 Coxswains (fig. 2).
 Electricians' mate (fig. 12).
 Enginemen (fig. 13).
 Fire controlmen (fig. 22).
 Gunner's mates (fig. 9).
 Hospital apprentices (fig. 14).

Machinist's mates (fig. 13).
 Mess attendants (fig. 21).
 Molders (fig. 4).
 Motor machinist's mates (fig. 13).
 Musicians (fig. 15).
 Painters (fig. 7).
 Pattern makers (fig. 7).
 Pharmacist's mates (fig. 14).
 Photographers (fig. 23).
 Printers (fig. 6).
 Quartermasters (fig. 3).
 Radiomen (fig. 24).
 Sailmaker's mates (fig. 5).
 Shipfitters (fig. 4).
 Signal men (fig. 25).
 Stewards (fig. 21).
 Storekeepers (fig. 10).
 Torpedo men (fig. 26).
 Turret captains (fig. 8).
 Water tenders (fig. 13).
 Yeomen (fig. 11.)

265. **Cuff markings** for enlisted men are shown by stripes $\frac{3}{8}$ inch wide of white tape on the cuffs of the sleeves of the overshirt and dress jumper. Petty officers of the first, second, and third class wear three stripes. Nonpetty officers of the first class wear three stripes; of the second class, two stripes; and of the third class one stripe. The stripes shall be laid around the cuff, midway between the top and bottom of the cuff, spaced $\frac{3}{8}$ inch apart. Stripe ends of cuffs trimmed with two or three stripes shall be joined by tape.

266. (a) **Distinguishing marks** are prescribed as a sleeve marking for men who have met certain qualifications additional to those required for their rating, or who are members of a crew that has attained a specified merit in certain prescribed competitions.

(b) Distinguishing marks shall be embroidered in silk, in white on blue, for blue clothing; and in blue on white, for white clothing. They are made of standard size and pattern and issued by the Naval Clothing Factory and are illustrated in Section III of these regulations.

(c) The following marks are prescribed. They are illustrated in the plates as indicated: Seaman gunner mark; Gun captain mark; Gun pointer mark; Navy E; Expert rifleman, sharp shooter, and Exapprentice mark.

(d) The following are the qualifications entitling men to wear distinguishing marks:
Seamen gunner (Plate 31, fig. 28).—Men who have qualified as seamen gunners shall wear mark of bursting shell midway between the shoulder and elbow of the right sleeve, or 1 inch below the rating badge.

Gun captains (Plate 31, fig. 29).—Men regularly detailed by the commanding officer of a vessel as a gun captain, except a secondary battery gun (less than 4-inch caliber), shall wear the distinguishing mark (a gun) with axis horizontal, muzzle pointing forward, midway between the shoulder and elbow of the left sleeve for men of the seamen branch, and on the right sleeve for others.

Gun-pointer mark (Plate 31, figs. 30 and 31).—Men who have qualified as gun pointers, first or second class, shall wear the gun pointer's mark (cross wires of a gun sight) midway between the shoulder and elbow of the left arm for men of the seamen branch, and right arm for others. Gun pointers first class shall wear the star 1 inch above the mark, one ray pointing up.

The Navy E (Plate 32, fig. 4).—The Navy E, a block letter $\frac{3}{8}$ inch high, $\frac{1}{2}$ inch wide, embroidered in silk in lines $\frac{1}{8}$ inch thick, is issued in three colors—white, blue, and red.

It is to be worn by members of turret, gun, mine, and torpedo crews, by members of ship, and fire-control parties that have made exceptionally high scores in special forms of gunnery exercises as designated by the Chief of Naval Operations; and by men of the engineer force recommended for such distinction to the Chief of Naval Operations by the commanding officers of the vessels standing one, two, and three, and of the vessel showing the greatest improvement in her class in the Annual Engineering Competition.

It shall be worn on the right sleeve by men of the seamen branch and on the left by others, midway between the shoulder and elbow, or 1 inch below the rating badge or seaman gunner's mark, if worn.

Expert rifleman's mark (Plate 32, fig. 5).—Enlisted men of the Navy qualifying as expert riflemen will wear upon the right sleeve about halfway between the wrist and elbow a distinguishing mark as follows: A target consisting of a 1-inch square inclosing two concentric rings $\frac{3}{4}$ inch and $\frac{1}{2}$ inch diameters, with a $\frac{1}{4}$ -inch bull's-eye in the center, embroidered in narrow lines.

Sharpshooter's mark (Plate 32, fig. 6).—A sharpshooter shall wear the same mark except that the inner $\frac{1}{2}$ -inch ring shall be omitted.

Ecapprentice mark (Plate 32, fig. 7).—Enlisted men who have passed through the rating of apprentice in the Navy shall wear a mark consisting of a "figure of eight" knot 2 inches long. Chief petty officers shall wear it on the coatsleeve under the rating badge midway between the elbow and wrist; other ratings shall wear it on the breast of the overshirt and jumpers just below the loop for holding the neckerchief. It shall not be worn by apprentice seamen or those who have passed through that rate.

Seaman signal men (figs. 1, 2, 3, plate 32), men qualified as signal men, first, second, or third class, shall wear the distinguishing mark, two crossed flags, with 3, 2, or 1 horizontal stripes below it to denote class.

267. Service stripes.—(a) These shall be worn by all reenlisted men on the left sleeve on blue and white coats, overshirts, and jumpers, and shall be made of scarlet cloth 8 inches long on blue clothes and of blue cloth on white clothes, the side edges being turned under until they meet on the under side, each stripe showing a width of $\frac{3}{8}$ inch; when more than one stripe is worn they shall be $\frac{1}{4}$ inch apart. These stripes shall be stitched on the sleeve diagonally across the outside of the forearm at an angle of 45°, with thread the color of the stripe. On coats the lower end of the first stripe shall be not less than 2 inches from the cuff end of the sleeve; on the overshirt and jumpers the lower end of the first stripe shall be 4 inches above the upper edge of the cuff. There shall be one stripe for each four years of service.

(b) When holding three consecutive good-conduct badges, the service stripes shall be made of gold lace.

CHAPTER IX.

MEN'S CLOTHING OUTFITS, OWNERSHIP MARKING, HAMMOCKS, BAGS, ETC.

270. **Outfits on first enlistment.**—(a) Men on first enlistment in the United States Navy are to be supplied gratuitously with an outfit of clothing, bedding, and small stores, not to exceed in cost \$100, charged to the clothing and small store fund of the Navy, or such appropriation as Congress may specify. This clothing gratuity is not allowed to men after their first enlistment.

(b) The articles issued to the recruit prior to completion of training shall be determined by the commanding officer, depending on the climate, season, and duty to be done; but before his transfer to sea the man leaving the training station shall carry the full outfit prescribed in the table below.

(c) The value of issues made to each recruit is lodged against his clothing gratuity shown on each man's account until the allowance has been expended or until he severs his connection with the Navy.

(d) Members of the Naval Reserve Force shall, upon first reporting for active service for training during each enrollment, be allowed a "gratuitous issue of uniform" as follows:

In time of peace, officers, \$50.

In time of peace, members other than officers, such gratuitous issue of uniform as may be prescribed by the Secretary of the Navy.

In time of war or national emergency, officers, \$150.

In time of war or national emergency, members other than officers enrolling on or subsequent to July 1, 1918, the same gratuitous issue of uniform as that prescribed for enlisted men of the Navy.

(e) No issues of clothing or small stores shall be made to any person in debt to the Government or against whom a checkage is pending except on written authority of commanding officers and a statement upon the requisition that the issue is necessary for health and comfort. (See art. 921, Navy Regulations.)

271. **Bags and hammocks.**—(a) Each man on first enlistment and on reenlistment is furnished by the Government one bag and one hammock, complete with clews, lanyards, and lashings, provided they are required to sleep on board and are not otherwise furnished with bedding and lockers. These articles remain the property of the Government.

(b) Hammocks and bags shall be numbered in accordance with the ship or station billet number of the ship to which assigned.

(c) Numbers on hammocks shall be placed on a rectangular patch of No. 10 cotton canvas $4\frac{1}{2}$ inches long and $3\frac{1}{2}$ inches wide sewed on the center line of the hammock, the upper edge of the patch being 18 inches from one end of the hammock. Numbers will not be placed elsewhere on the hammocks.

(d) Numbers will be put on similar patches on each clothes bag, the patch to be located on the side of the bag, the center of the patch being two-thirds of the distance down the bag from the top.

272. **Civilian clothing allowed on bad conduct discharge** (under the act of July 1, 1919).—(a) Civilian clothing not to exceed in cost \$15 per man, chargeable to the clothing and small stores fund, is allowed to men who are discharged for bad conduct, for undesirability, or for inaptitude.

(b) The distinctive parts of uniforms should be taken away from him before discharge in order that he may not disgrace the uniform by his future conduct. (See par. 46(d) Uniform Regulations, and pars. D-8330, D-8331, Bureau Manual.)

273. Prescribed outfit for men.—(a) The minimum outfit of clothing, etc., for an enlisted man at sea shall be as given in the following table. On shore and in the Tropics, the outfit of clothing may be reduced at the discretion of the senior officer present.

Prescribed outfit.

Outfit.	Chief petty officers.	Officers' stewards and cooks.	All other enlisted men.
Blankets, pair.....	1	1	1
Broom, whisk.....	1	1	1
Blacking outfit.....	1	1	1
Brush, scrub.....	1	1	1
Brush, tooth.....	1	1	1
Brush, hair.....	1	1	1
Cap, complete.....	2	2	1
Cap, covers, blue and white.....	1	1	1
Cap, watch.....			1
Close stops, package.....			3
Coat, blue.....	2	2	
Coat, white.....	4	4	
Comb, hair.....	1	1	1
Cravat.....	1	1	
Drawers, heavy.....	2	2	2
Drawers, light or medium.....	4	4	4
Dungarees, suits.....	2		2
Gloves, pair.....	1	1	1
Handkerchiefs.....	12	12	12
Hat, white (or white hat).....		4	3
Jacket, white ¹			4
Jackknife.....	1		1
Jumper, undress blue.....			2
Jumper, dress white.....			1
Jumper, undress white.....			3
Jerseys.....			1
Leggings, pair.....	1	1	1
Mattress.....	1	1	1
Mattress covers.....	2	2	2
Neckerchiefs.....			1
Overcoat.....	1	1	1
Overshirt.....			1
Pillows.....	1	1	1
Pillow covers.....	2	2	2
Raincoat.....	1	1	1
Rating badges, as required by petty officers.....			
Sewing kit, as required.....	1	1	1
Shirts, flannel.....	2	2	
Shirts, white.....	6	6	
Shoes, pair ²	2	2	2
Shoes, gymnasium.....	(³)	(³)	(³)
Socks, cotton.....	4	4	4
Socks, woolen.....	2	2	2
Specialty marks.....	(³)	(³)	(³)
Toilet articles, outfit.....	1	1	1
Towels.....	2	2	2
Trousers, blue.....	2	2	2
Trousers, white.....	4	4	4
Undershirts, heavy.....	2	2	2
Undershirts, light or medium.....	4	4	4
Waistcoat.....	1	1	

¹ Officers' mess attendants only.

² One pair to be high.

³ As required.

(b) Nothing in these regulations is to be construed to mean that a man shall not own more clothing than the outfit requires, provided he desires to do so, that it is of authorized pattern, and that it is conveniently stowed. Prior to transfer of men from a training station or receiving ship to a cruising vessel, their outfits are to be completed.

(c) In the event of men who have not sufficient pay due them to entitle them to issues of clothing or small stores, the captain may, in case of urgent need, direct such

articles as he considers absolutely necessary to be supplied, the supply officer making an appropriate entry to that effect in the men's accounts.

274. Ownership markings.—Every article of clothing shall be legibly marked with the owner's name, using black paint in marking white clothes and white on blue clothes, as follows:

Bathing trunks.—Inside on hem on right center of back.

Blankets.—All corners, 4 inches from each edge, both sides of blanket; total, eight markings.

Cloth cap.—Inside crown.

Drawers.—On the outside of the right half waistband.

Dungaree trousers.—Same as blue trousers.

Flannel shirts.—Same as blue jumpers.

Gloves.—On small white strip of cloth to be worn on inside of wrist.

Jerseys.—Same as undershirt.

Jumpers.—Blue, on the inside, on the hem, across the center line of the front and to the right of the center line of the back; white, inside across the back, just below the collar seam and close to it, to the right of the center line; dungaree, same as white.

Leggings.—Inside on centerpiece, lengthwise.

Mattresses.—In center, 4 inches from each end, both sides of mattresses, total four markings.

Mattress cover.—Right corners, 4 inches from open end.

Neckerchief.—In center.

Overcoat.—On lining each side of split of tail, 3 inches from and parallel to bottom; also on inside lining, middle of back.

Pillows.—Same as mattresses.

Pillow covers.—Right corners, outside, on hem.

Overshirts.—On the inside on the hem across the center line of the front and to the right of the center line of the back.

Rain clothes.—Same as dungarees. Particular care should be taken that rain clothes are distinctly marked at all times.

Rubber boots.—Inside, near the top.

Rubber overshoes.—On the inside, near the top.

Shoes.—Inside, near the top, or cut initials in sides of heels.

Socks.—On legs, near top.

Towels.—Right corners on hem parallel to end.

Trousers.—Blue, on the inside of the back of both legs close to the bottom hem; white, on the waistband on the inside in front and on the underside of the pocket flap.

Undershirts.—On the outside of the front, 1 inch from the cotton of the shirt and to the right of the center.

Watch cap.—Inside, $\frac{1}{2}$ inch from bottom.

White hat.—On the sweatband.

CHAPTER X.

CARE OF THE UNIFORM.

275. The following notes are taken from "A Handbook on the Care of Uniforms," published by Officers' Uniform Shop.

General care.—No matter how well fitting a uniform, and especially the coat, is when new, it will not continue to look its best or keep its shape unless it is carefully put on and kept buttoned. The carrying of large or heavy objects in the pockets will speedily destroy the shape of the best coat. Uniforms should always be kept on hangers when not in use.

To fold a coat.—Spread it out, lining down, on a table and turn up the collar. Straighten out the sleeves and fold each side from the lapel notch, bringing lower corners to center seam. Fold the coat over once on center seam. If container will not allow coat being packed at its full length, turn the sleeves up at the elbow before folding the coat.

To prevent moths.—Frequent brushing and exposure to sunshine and fresh air will effectually prevent moths. If uniforms are to be put away for a long time and left undisturbed, pack away with camphor balls, cedar wood, or balls of cotton saturated with turpentine.

To remove oil or grease from blue uniforms.—Soak a piece of blue cloth in chloroform, petroleum benzine, benzol, or acetone, and rub the spot briskly. The stain will be washed out. The solvent will be rapidly evaporated.

To remove kerosene.—Wash in a solution of warm soapy water.

To remove stains from blue uniforms.—Paint stains will be removed in a similar manner as given above for oil or grease while paint stain is still fresh. Old and hard paint stains are difficult to remove and oftentimes impossible. The best treatment for old paint stains is to rub them hard with a piece of blue cloth saturated in turpentine.

Paraffine, wax, etc.—Place blotting paper over spot and apply hot iron to the blotting paper. Continue this, using clean blotting paper, until the spot is removed.

Iodine stains can be readily removed by applying a solution of "Hypo" used in photography, also called "antichlor," or sodium hyposulphite, and then rinse thoroughly with water. It may also be removed by using starch as prepared for laundry purposes. Immerse the stained part in the starch and boil; it first turns blue then disappears.

Chocolate.—Cover stain with borax and wash with cold water, then pour boiling water on the stain and rub vigorously between the hands. When dry sponge with a little naphtha, chloroform, or benzine.

To remove rust, ink, or fruit stains from white uniforms.—Soak the stained part in a strong solution of oxalic acid, or put some powdered oxalic acid or sodium or potassium acid oxalate on the stain previously moistened with water and rub with a piece of white cotton or linen. The stain will dissolve and can be washed out with water. Oxalic acid and its soluble salts are very poisonous, and care should be taken in handling them.

Care of gold lace.—Gold lace will rapidly tarnish and deteriorate if in contact with or hung near any substance containing sulphur, such as rubber or ordinary Manila and Kraft wrapping paper.

To remove tarnish from gold lace.—Gold lace may be cleaned by dipping in solution of potassium cyanide and rinsing thoroughly with water. The use of potassium

cyanide is very dangerous, as it is a powerful poison, and extreme care must be exercised. Never under any consideration use it when hands bear cuts or scratches.

Mildew.—If stain is recent simply use cold water. If it is an old stain, bleach.

To clean buttons that have turned green.—Buttons sometimes turn green when the gold plating is worn off and the copper base becomes covered with green copper carbonate due to exposure to moist air. This can be removed by rubbing gently with acetic acid or any substance containing this acid, such as vinegar or Worcester-hire sauce, followed by a thorough washing in fresh water and drying.

To remove shine from serge uniforms.—The spot to be treated should be steamed by laying a wet cloth over it and pressing with a hot iron and then rubbing very gently with a piece of "00" sandpaper or emery cloth. This had best be done by a regular tailor.

To repair a clean cut in a serge or cloth uniform.—A clean cut in a serge or cloth uniform can be repaired by being rewoven with threads drawn from the material in another part of the garment. This must be done by a regular tailor. This process is rather expensive, but a cut so repaired can not be detected after being rewoven. The O. U. S. can supply the name and address of a firm who make a specialty of such work.

To remove a singe mark.—A light singe mark on blue serge or cloth should be rubbed vigorously with the flat side of a silver coin. This will in many cases make great improvement in appearance. It is, however, not effective in the cases of bad singes or scorches.

Farmers Bulletin No. 861, obtainable from the Superintendent of Public Documents, Washington, D. C., gives excellent information on removal of stains.

Cap devices.—These and other embroidered insignia may be kept new and bright by scrubbing them occasionally with a nail brush and ammonia, which has been diluted with water. This should be done as soon as there is any signs of tarnishing or corrosion. If the latter has been allowed to continue, or after it has gained a strong hold, the device can not be restored to its original condition. Buttons may be cleaned in the same way.

SECTION II.
CHAPTERS XI, XII, AND XIII.
SPECIFICATIONS.

CHAPTER XI.

UNIFORM SPECIFICATIONS—OFFICERS.

281. **Frock coat.**—(a) For all commissioned and warrant officers.

(b) **MATERIAL.**—Cloth, dark blue (blue black), broadcloth or Kersey finish, Navy standard, 16 ounce. Authorized variations, not lighter than 16 ounce; not heavier than 18 ounce.

(c) **MATERIAL SPECIFICATIONS.**—Navy standard 16-ounce cloth:

Stock.—To be about full-blood fleece wool; staple to be of sufficient length to meet the hereinafter-described requirements; free from reworked wools, shoddy, flocks, kemp, and all other impurities.

Threads.—To contain not less than 60 ends and not less than 58 picks per inch.

Strength.—To have a tensile strength of not less than 40 pounds in the warp and not less than 35 pounds in the filling.

Weight.—To weigh not less than 16 ounces per linear yard, when 54 inches wide exclusive of selvage.

Dye.—To be stock-dyed with alizarine and indigo and must be absolutely fast to light and exposure and must not crock.

(d) **GARMENT DESCRIPTION.**—A double-breasted, close-fitting, full-skirted body coat with two rows of large Navy buttons on the breast.

(e) **GARMENT SPECIFICATIONS.**—*General style.*—Double-breasted dress coat similar to conventional afternoon coat. Five buttons down each forepart, so spaced that top buttons are just clear of lapel and fully visible, the four lower buttons on right hand side being buttoned.

Length.—To come to lower edge of knee cap.

Collar and lapels.—Rolling collar; no buttonholes in the turn of the lapel; width at waist line to be $2\frac{1}{2}$ inches and at the fourth button from the bottom $3\frac{1}{2}$ inches. Front to have four buttonholes about $3\frac{1}{2}$ inches apart, leaving the turn of lapel about 10 inches long on outer edge.

Pockets.—Two in back of skirt and two inside breast pockets. Left inside breast pocket to have vertical opening.

Sleeves and cuffs.—Cuffs closed, without button.

Lining.—Black-silk body lining, or venetian or similar lining; white-silk sleeve lining, or venetian or similar lining.

Buttons.—Navy eagle, gilt, 35 ligne; five on each forepart and two at top of skirt at back.

Seams and edges.—Plain.

Sword hook.—Large hook, covered with same material as coat, to be set in waist seam on left hip to support the sword belt.

Attachments for epaulettes.—Two cloth loops on shoulders for attaching epaulettes.

Rank and corps devices.—Both sleeves shall bear stripes of United States Navy standard gold lace with corp devices as prescribed in paragraphs 211 and 212.

282. **Service coat, blue.**—(a) For all officers.

(b) **MATERIAL.**—Shall be either dark Navy blue cloth as prescribed for the frock coat or dark Navy blue serge; Navy standard serge; 14 ounce; authorized variations, about 12 ounces to 16 ounces.

(c) **MATERIAL SPECIFICATIONS.**—Navy standard 16-ounce cloth (see specifications under frock coat). Navy standard 14-ounce serge.

Stock.—To be about full blood, fleece-wool combing, free from all impurities.

Threads.—To contain not less than 80 two-ply ends and not less than 72 two-ply picks per inch.

Strength.—To have a tensile strength of not less than 80 pounds in the warp and not less than 65 pounds in the filling.

Weight.—To weigh not less than 14 ounces per linear yard when 54 inches wide exclusive of selvage.

Dye.—To be dyed with a dye containing no logwood and one that is absolutely fast to light and exposure and will not crock.

Shrinking.—All serge shall be thoroughly shrunk and finished by the "London shrinking" process.

(d) *GARMENT SPECIFICATIONS.—General style.*—Double-breasted sack coat, three buttons down each forepart, all three buttons to button; seam back; no vent; semi-fitting.

Length.—Length to come 1 inch below crotch line.

Lapels.—Peaked rolling lapels to come $3\frac{1}{2}$ inches below breast line. Length of lapel on outer edge to be about 12 inches.

Pockets.—To have three outside pockets, one on each hip and one on the left breast, all to be made with welts, no flaps. The breast pocket to be horizontal with a 5-inch opening, the welt to be 1 inch deep and the pocket $6\frac{1}{2}$ inches deep. The side pockets to be $6\frac{1}{2}$ to 7 inches wide, the welt $1\frac{1}{2}$ inches deep, and the pockets $7\frac{1}{2}$ to 8 inches deep. Two inside breast pockets; that in the right breast to have horizontal opening 6 inches wide and to be $6\frac{1}{2}$ inches deep; that in the left breast to have vertical opening 6 inches wide and the depth to be 9 inches from top of opening.

Sleeves and cuffs.—Cuffs closed without buttons.

Living.—The coats to be lined with black venetian silk or mohair serge. Sleeves shall be lined with striped cotton material. Coats may be full-lined half-lined, or quarter-lined as desired. Full-lined—lined throughout; half-lined—forepart lined through, back unlined except for a yoke at top; quarter-lined—forepart lined at shoulder only, back to have yoke of lining at top, side pockets to be covered with cloth.

Buttons.—Navy, eagle gilt (35 ligne), three on each forepart 5 inches from the edge. Top button $3\frac{1}{2}$ inches below breast line; bottom button in a line with center of welt on hip pockets. Middle button to be midway between top and bottom buttons.

Seams.—Plain.

Edges.—Serges, single stitched close to edge; cloths, plain, no stitching.

Sword slit.—There shall be a vertical slit about $3\frac{1}{2}$ inches long over the left hip to allow the short sling of the sword belt to pass through, and the sword to be hooked up outside; bottom of sword slit to be at top of the pocket. The slit to be fitted with an inside flap to cover opening when not in use; flap to button inside.

Wearing.—Coat shall always be worn buttoned.

Rank and corps devices.—Both sleeves shall bear stripes of U. S. Navy Standard gold lace with corps devices as prescribed in paragraphs 211 and 212.

283. *Service coat, white.*—(a) For all commissioned and warrant officers.

(b) *MATERIAL.*—Shall be plain bleached linen duck, union duck, or cotton duck or drill of similar characteristics. Navy Standard drill, $6\frac{3}{4}$ ounces per linear yard.

(c) *MATERIAL SPECIFICATIONS.—Drill.*—Bleached and shrunk.

Stock.—To be cotton.

Threads.—To contain not less than 90 ends and not less than 54 picks per inch.

Strength.—To have tensile strength of not less than 125 pounds in the warp and not less than 90 pounds in the filling.

Weight.—To weigh not less than 6.75 ounces per linear yard when 29 inches wide including selvages.

Bleaching.—To be bleached a bluish white, without any tendering or stretching whatever in either width or length.

Shrinking.—The drill to be so shrunk that the further shrinkage will not amount to more than 2 per cent in length and 1 per cent in width.

Duck.—Union.

Stock.—To be cotton warp and linen filling.

Threads.—To contain not less than 88 ends and not less than 26 picks (3 threads in shuttle) per inch.

Strength.—To have a tensile strength of not less than 120 pounds in the warp and not less than 100 pounds in the filling.

Weight.—To weigh not less than $6\frac{1}{2}$ ounces per linear yard when 27 inches wide including selvages.

Bleaching.—To be bleached a bluish white, without any tendering or stretching whatever in either width or length.

Shrinking.—The duck to be so shrunk that the further shrinkage will not amount to more than 2 per cent in length and 1 per cent in width.

(d) *GARMENT SPECIFICATIONS.—General style.*—Single breasted, button through to neck, with standing collar, form fitting. Unlined. Five buttons. Outside breast pockets only. A dart may be sewn up in breast from gorge to center of breast-pocket flap. To be worn with shoulder marks.

Length.—To come about 1 inch below crotch line.

Collar.—Standing collar from $1\frac{1}{2}$ to 2 inches high, made of 4 thicknesses of fabric in order to admit of being worn without a linen collar. Fastened in front with heavy white metal hooks and eyes at base and top. Inside the front of collar shall be fitted a small tongue to close back of opening and prevent hooks touching throat.

Pockets.—To have two outside breast pockets, patched on. Pockets to be 5 inches wide by $6\frac{1}{2}$ inches deep. Flap to be "shield shaped" $2\frac{1}{4}$ inches deep at ends and $2\frac{1}{2}$ inches deep at center. Lower corners of flap and pocket slightly rounded. Top of flap on level with second button.

Sleeves and cuffs.—Cuffs closed, without buttons.

Buttons.—Five detachable 35-ligne Navy Standard eagle gilt buttons down right forepart let through eyelet holes. Right facing made open, giving access to back of eyelet holes. Top button $\frac{3}{4}$ inch below collar seam at throat. Bottom button from 9 inches to 10 inches from bottom of blouse, the three others equally spaced between. Pocket flaps to button with $22\frac{1}{2}$ -ligne detachable Navy Standard eagle gilt buttons.

Side vents.—There shall be a slit at each hip extending on the right side 5 inches from the bottom of the coat and on the left side as high as the position of the lower edge of the sword belt. These slits to button with medium-size buttons of noncorrosive metal.

Seams.—Turned in and stitched $\frac{1}{8}$ inch wide, no raw edge of material to show inside coat.

Edges.—One-eighth inch wide, single stitched.

Loops.—Two loops on each shoulder for attaching shoulder marks.

234. **Evening-dress coat.**—(a) For all commissioned officers, except chief warrant officers.

(b) **MATERIAL.**—Shall be the same as for the frock coat.

(c) **GARMENT DESCRIPTION.**—A uniform body coat for evening-dress wear; shaped to figure; double-breasted front; two rows eagle gilt buttons on front, one row on each side; to be worn open; dip of fronts, $4\frac{1}{2}$ inches below waist line.

(d) **GARMENT SPECIFICATIONS.**—*Length.*—To the hollow at back of knee joint.

Collar and lapels.—To be faced with cloth. Peaked rolling lapel down to level of the second button; $3\frac{1}{4}$ inches wide at top. No buttonholes in lapel. Two buttonholes in front edges on both sides, the lower buttonhole to be $1\frac{1}{2}$ inches from bottom of forepart and the upper 4 inches above the lower buttonhole.

Pockets.—Two pockets in back of skirt and two inside breast pockets, the left breast pocket to have vertical opening.

Sleeves and cuffs.—Cuffs closed without buttons.

Lining.—Black silk or serge body lining. White silk sleeve lining.

Buttons.—Navy, eagle, gilt, 35 ligne; three on each forepart, the bottom button to be $1\frac{1}{2}$ inches from the lower edge and $2\frac{1}{4}$ inches from front edge. Buttons shall be 4 inches apart in an oblique line so that the top button comes just clear of the lapel. Two buttons on back at top of the plaits.

Seams and edges.—Plain.

Attachment for epaulettes.—Two cloth loops on shoulders for attaching epaulettes.

Rank and corps devices.—Both sleeves shall bear stripes of United States Navy Standard gold lace with corps devices as prescribed in paragraphs 211 and 212.

235. **Mess jacket.**—(a) For all commissioned officers except chief warrant officers.

(b) **MATERIAL.**—Shall be linen duck, union duck, or cotton duck.

(c) **MATERIAL SPECIFICATIONS.**—

Linen duck.—

Stock.—To be all linen.

Threads.—To contain not less than 90 ends, and not less than 33 picks per inch.

Strength.—To have a tensile strength of not less than 120 pounds in the warp, and not less than 150 pounds in the filling.

Weight.—To weigh not less than 6.25 ounces per linear yard when 27 inches in width.

Color.—To be bleached a bluish white.

Shrinking.—To be so shrunk that the further shrinkage will amount to not more than 2 per cent in length and 1 per cent in width.

Union duck.—

Stock.—To be cotton warp and linen filling.

Threads.—To contain not less than 88 ends and not less than 26 picks (three threads in shuttle) per inch.

Strength.—To have a tensile strength of not less than 120 pounds in the warp and not less than 100 pounds in the filling.

Weight.—To weigh not less than $6\frac{1}{2}$ ounces per linear yard when 27 inches wide including selvage.

Color.—To be bleached a bluish white.

Shrinking.—To be so shrunk that the further shrinkage will amount to not more than 2 per cent in length and 1 per cent in width.

Cotton duck.—

Stock.—To be cotton.

Threads.—To contain not less than 80 two-ply ends and not less than 44 two-ply picks per inch.

Strength.—To have a tensile strength of not less than 125 pounds in the warp and not less than 80 pounds in the filling.

Weight.—To weigh not less than 5 ounces per linear yard when 27 inches wide including selvage.

Color.—To be bleached a bluish white.

Shrinkage.—To be so shrunk that the further shrinkage will amount to not more than 2 per cent in length and 1 per cent in width.

(d) GARMENT SPECIFICATION.—*General style.*—A short white body coat without skirts.

Length.—To come about 2½ inches below waist line. Bottom edge curved slightly over hips and dipping in front.

Collar.—Regular collar. Peaked lapels as evening-dress coat.

Linings.—Unlined.

Pockets.—No pockets.

Buttons.—Navy Standard, eagle, gilt. Two buttons on each side (28-ligne) so placed that top button is 3½ inches from front edge, and lower button 2½ inches from front edge. Buttons to be 3½ inches apart vertically. Lower buttons to be 1½ inches from bottom edge. Two (28-ligne) buttons linked together to close fronts at top buttonholes.

Buttonholes.—Two on each edge 3½ inches apart. Lower hole is to be 1½ inches from bottom of jacket.

Seams.—Turned in and stitched ½ inch wide. No raw edge of material to show inside garment.

Edges.—Single-stitched ¼ inch wide.

Loops.—Two loops on each shoulder for attaching shoulder marks.

286. *Overcoat.*—(a) For all commissioned and warrant officers.

(b) MATERIAL.—Shall be dark Navy blue (blue-black) cloth, kersey finish; Navy Standard, 28-ounce; allowed variations not lighter than 22-ounce; not heavier than 32-ounce.

(c) MATERIAL SPECIFICATIONS.—*Stock.*—To be about full-blood fleece wool; staple to be of sufficient length to meet the hereinafter-described requirements; free from reworked wools, shoddy, flocks, kemp, and all other impurities.

Threads.—To contain not less than 90 ends and not less than 70 picks per inch.

Strength.—To have a tensile strength of not less than 70 pounds in the warp and not less than 52 pounds in the filling.

Weight.—To weigh not less than 28 ounces per linear yard when 54 inches wide, exclusive of selvage.

Dye.—To be stock dyed, bottomed with one-third alizarine black, with the usual mordant, then dyed with two-thirds pure indigo (natural or synthetic) of best quality, and must not crock.

(d) GARMENT SPECIFICATIONS.—*General style.*—A double-breasted, easy-fitting winter overcoat with full skirt. Shaped at waist and held by means of a half-belt at the back. Collar cut so that it may be worn open or buttoned to the throat.

Length.—To come one-third distance from knee cap to the ground.

Collar and lapels.—To be made with convertible collar and lapels so that it may be worn buttoned to throat if desired. Collar to be 4½ inches wide at center of back. The top of lapel to be as wide as the end of collar (about 4½ inches), the two to lie close together. Lapel to extend 3 inches below breast line, making length about 11 inches on outer edge. Collar to be fitted with a tab to button across throat when collar is turned up. Tab to button with two medium-size black buttons.

Pockets.—Two outside welted pockets (welts 1½ inches wide) opening about 7¼ inches long. Center of opening on the same vertical line with the front seam of arm-hole at the height of the hip bone and bottom of opening 2 inches to the rear of the top. Pockets to open through lining. Two inside breast pockets, left to have vertical opening.

Back.—The overcoat shall be made full in the back and fitted with half-belt. Vent in center 16 to 25 inches long, the right side of the vent overlapping the left side 2 inches and made with a fly fastened with three medium-size flat black buttons.

Sleeves and cuffs.—Cuffs closed without button. Black lustrous flat braid according to rank as described under paragraph 211.

Belt.—Belt to consist of two short straps $2\frac{1}{4}$ inches wide let into side seams. The right strap to have two (35-ligne) Navy Standard eagle gilt buttons about 3 inches apart.

The left strap to have two buttonholes to correspond. Belt to be worn buttoned.

Lining.—To be full lined; black wool, silk, or cotton. Lower pockets to be lined with cloth or velveteen.

Buttons.—To have two rows of 35-ligne Navy Standard eagle gilt buttons, the rows to be about 6 inches apart when coat is buttoned. Five buttons in each row, the first button at the neck under the collar, second button 3 inches below breast line, and bottom button at the height of the crotch. The four lower buttons to be equally spaced.

Seams.—Plain.

Edges.—Front edges, collar, pockets, and belt stitched one row, $\frac{1}{2}$ inch from the edge.

Sword slit.—There shall be a vertical slit about 4 inches long over the left hip to allow the short sling of the sword belt to pass through, and the sword to be hooked up outside. The slit to be fitted with an inside flap to cover opening when not in use; flap to button inside.

Shoulders.—Regular; loops for attaching shoulder marks.

287. *Boat cloak.*—(a) For all commissioned officers except chief warrant officers.

(b) *MATERIAL.*—Shall be dark Navy blue (blue-black) cloth, kersey finish or beaver, Navy Standard; 22-ounce; allowed variations, 18 to 24 ounces.

(c) *MATERIAL SPECIFICATIONS.*—*Stock.*—To be about full-blood fleece wool; staple to be of sufficient length to meet the hereinafter described requirements, free from reworked wools, shoddy, flocks, kemp, and all other impurities.

Threads.—To contain not less than 90 ends and not less than 64 picks per inch.

Strength.—To have a tensile strength of not less than 65 pounds in the warp and not less than 40 pounds in the filling.

Weight.—To weigh not less than 22 ounces per linear yard when 54 inches wide, exclusive of selvage.

Dye.—To be stock dyed, bottomed with one-third alizarine black, with the usual mordant, then dyed with two-thirds pure indigo (natural or synthetic) of best quality, and must not crock.

(d) *GARMENT SPECIFICATIONS.*—*General style.*—A plain cloth cape cut full three-quarters of a circle.

Length.—The length shall extend to 2 inches below the lower edge of knee cap when worn with epaulets.

Collar.—Black velvet collar made with stand and fall. Stand to be 1 inch deep in front to $1\frac{1}{2}$ inches deep at back. Fall of collar to be 4 inches deep all around. Collar to fasten at throat with two hooks and eyes.

Pockets.—Two oblique inside pockets on level with elbows, opening forward. Pocket opening to be $7\frac{1}{2}$ inches wide and pockets large enough to contain the hands.

Lining.—Full lined. Black venetian or satin.

Frogs.—Fronts to be fastened with a pair of black silk or mohair frogs at level of breast line, made and laid on, conforming to pattern.

Seams.—Plain.

Edges.—Single-stitched, $\frac{5}{8}$ inch wide. Bottom raw edge single-stitched, $\frac{5}{8}$ inch wide.

288. *Waistcoat, evening dress, white.*—(a) For all commissioned officers except chief warrant officers.

(b) *MATERIAL.*—Duck, white, linen. Navy Standard; $6\frac{3}{4}$ ounces per linear yard when 27 inches wide. Only plain bleached pure linen duck, union duck, or similar cotton material may be used.

(c) *MATERIAL SPECIFICATIONS.* (Navy Standard bleached linen duck).

Stock.—Warp and filling to be of pure linen.

Threads.—To contain not less than 90 ends and not less than 36 picks, two threads in shuttle, per inch.

Strength.—To have a tensile strength of not less than 125 pounds in the warp and not less than 150 pounds in the filling.

Weight.—To weigh not less than 6.75 ounces per linear yard of 27 inches width.

(a) *GARMENT SPECIFICATIONS.*—Single breasted, with slightly pointed ends; roll collar; length to correspond with length of dress-coat fronts; shield shaped opening, cut low; two outside pockets with welts; four $22\frac{1}{2}$ ligne Navy Standard eagle gilt buttons, let through eyelet holes.

289. *Waistcoat, service blue.*—(a) For all commissioned and warrant officers (optional).

(b) *MATERIAL.*—Shall be the same as for blue service coat.

(c) **GARMENT SPECIFICATIONS.**—Single breasted; no collar; opening to breast line; four outside welt pockets; one inside breast pocket. Six 22½ ligne Navy Standard eagle gilt buttons. Edges to correspond with coat.

290. **Trousers, full dress.**—(a) For all commissioned officers except chaplains and chief warrant officers.

(b) **MATERIAL.**—Shall be the same as for the frock coat.

(c) **GARMENT SPECIFICATIONS.**—Shall be close fitting around the buttocks and cut high in the rise to come well up under the dress waistcoat and mess jacket. Cut 19-inch knee and 16-inch bottom for 39-inch seat figure and other sizes in proportion. Two fob pockets; no side or hip pockets. Fly front; no belt loops or back strap. To be worn with suspenders.

(d) **GOLD LACE.**—The outside seams of trousers shall be covered with a stripe of United States Navy Standard gold lace of the width prescribed in paragraph 219.

291. **Trousers, dress, blue.**—(a) For all commissioned officers and warrant officers.

(b) **MATERIAL.**—Shall be the same as for the frock coat.

(c) **GARMENT SPECIFICATIONS.**—Shall be cut high in the rise to come well up under the dress waistcoat and mess jacket. Cut 19-inch knee and 16-inch bottom, 39-inch seat figure, and other sizes in proportion. Two fob and no side or hip pockets. Fly front; no belt loops or back straps. To be worn with suspenders.

292. **Trousers, service, blue.**—(a) For all commissioned and warrant officers.

(b) **MATERIAL.**—Shall be the same as for the blue service coat.

(c) **GARMENT SPECIFICATIONS.**—Cut 19-inch knee and 16-inch bottom for 39-inch seat figure and other sizes in proportion. Two side pockets; two hip pockets; fob pocket on right front. Seven belt loops 1½-inch clearance inside; suspender buttons inside waistband; no backstrap; plain seams fly front. To be worn with either belt or suspenders.

293. **Trousers, mess-dress, white.**—(a) For all commissioned and warrant officers.

(b) **MATERIAL.**—Shall be the same as used for mess jacket.

(c) **GARMENT SPECIFICATIONS.**—No side pockets, or hip pockets, fob pocket in right front. No loops. No back straps. Cut higher in body than service trousers to come up under dress vest and is to be worn with suspenders. Suspenders button inside waistband. Fly front. Plain seams.

294. **Trousers, service, white.**—(a) For all commissioned and warrant officers.

(b) **MATERIAL.**—Shall be the same as for white service blouse.

(c) **GARMENT SPECIFICATIONS.**—Cut 20-inch knee and 17-inch bottom for 39-inch seat figure and other sizes in proportion. Two side pockets; two hip pockets; fob pocket on right front. Seven belt loops, 1½-inch clearance inside; suspender buttons inside waistband if desired; no backstrap; plain seams; fly front. To be worn with either belt or suspenders.

295. **Raincoat.**—(a) For all commissioned and warrant officers.

(b) **MATERIAL.**—Serge, waterproofed, dark blue (blue-black); Navy Standard, 14-ounce. Authorized variations, not lighter than 12-ounce; not heavier than 16-ounce.

(c) **MATERIAL SPECIFICATIONS** (Navy Standard, 14-ounce serge).

Stock.—To be about full-blood, fleece-wool combing, free from all impurities.

Threads.—To contain not less than 80 two-ply ends and not less than 72 two-ply picks per inch.

Strength.—To have a tensile strength of not less than 80 pounds in the warp and not less than 65 pounds in the filling.

Weight.—To weigh not less than 14 ounces per linear yard when 54 inches wide, exclusive of selvage.

Dye.—To be dyed with a dye containing no logwood and one that is absolutely fast to light and exposure and will not crock.

Water proofing.—The fabric shall be so treated as to thoroughly impregnate the fibers with the insoluble salts of aluminum and render the fibers practically and permanently water repellent. The strength, external appearance, feel, weight, and wearing qualities shall not be impaired or materially altered. The water-repellant qualities imparted to the fabric should withstand the action of the ordinary solvent fluids used in dry cleaning.

(d) **GARMENT DESCRIPTION.**—A double-breasted, loose cut, medium length, slip-on coat drawn in at the waist by an all-around belt. To have regular shoulders. Made with a convertible collar capable of being worn open, or buttoned to the throat. Two slightly oblique welted pockets on the hips, opening through. To have a vent at center of back; tabs on cuffs; full lined with thin black cotton lining.

(e) **GARMENT SPECIFICATIONS.**—*General style.*—Double-breasted, cut full and loose, drawn in at the waist line by a belt going all around coat and fastening in front with a black leather covered tongueless buckle of nonmagnetic material.

Length.—To be one-third the distance from the knee cap to the ground.

Shoulders.—Regular.

Collar and lapels.—To be made so that coat may be worn with lapels opened, or buttoned up to the throat. Collar to be $3\frac{1}{2}$ inches deep at the back and $4\frac{1}{2}$ inches at notch to correspond with notch of lapels. The outer edge of lapels to be 11 to 12 inches long and top of lapels $4\frac{1}{2}$ inches wide.

Pockets.—To have two outside welted pockets, welts $1\frac{1}{8}$ inches wide; opening about 8 inches long; center of opening in the same vertical line with the front seam of arm hole, at the height of the hip bone and bottom of opening $1\frac{1}{2}$ inches to the rear of the top; pockets to open through lining. Inside breast pockets are permissible.

Back.—To have seam back with vent 16 to 20 inches long, the right side of vent overlapping the left side 2 inches and made with fly, fastening with three small flat black buttons.

Cuffs.—Sleeves to have tabs $1\frac{5}{8}$ inches wide let into hind-arm seam and buttoning over on to the top side of sleeve; two buttonholes in tab, four small buttons on sleeve.

Belt.—To be $2\frac{1}{4}$ inches wide and pass under four loops placed at side seams and tops of pocket openings. Sliding loop on belt to hold loose end in front.

Lining.—Body full lined with thin black cotton (venetian) lining. Sleeves lined with smooth finished material (lustrine).

Buttons.—Black bone or composition, four-hole flat buttons, 50 ligne, to be reinforced by small inside stay buttons. The top button to be located at neck under collar; the second button 3 inches below breast line; the bottom button on a line with the crotch and the other two buttons spaced evenly between the second and bottom buttons. Buttons stand to be 6 inches from front of buttonholes, so that the rows of buttons will be 6 inches apart (measuring from centers) when the coat is buttoned.

Seams.—All seams raised and single stitched $\frac{1}{8}$ inch wide.

Edges.—Edges double stitched $\frac{3}{8}$ inch wide

Ventilation eyelet holes.—Four ventilation eyelet holes under each arm pit.

296. **Cap cover, rain.**—(a) For all officers.

(b) MATERIAL.—Light-weight sheeting, rubberized.

(c) DESCRIPTION.—To be made of light-weight sheeting made water repellent by a rubberized process and to have a dull black finish. To fit closely over the cap and cap device, one side to have an opening equipped with two snap fasteners. For caps with embroidered visors there shall be an extension of the cap cover, so that the visor may also be covered.

297. **Cocked hat.**—(a) For all commissioned officers except chaplains and chief warrant officers.

(b) MATERIAL.—Black silk beaver, United States Navy Standard gold lace and button, best quality braid and findings.

(c) SPECIFICATIONS.—*Officers of flag rank and rank of commodore.*—Shall be a rigid cocked hat of black silk beaver, with dimensions as follows: Left fan, $5\frac{1}{2}$ inches high; right fan, $4\frac{1}{2}$ inches high; Peak to peak, 16 to 18 inches long. In the fold at each end of the hat there shall be placed a tassel of five gold bullions underlaid by five blue bullions. A stripe of $1\frac{1}{2}$ -inch gold lace shall be laid on flat around the outer rims of the fans, passing under the peaks. On the right fan there shall be fitted a black-silk cockade $3\frac{1}{2}$ inches in diameter, over which a loop shall be formed of two parts of $1\frac{1}{2}$ -inch gold lace. The point of the loop shall touch the middle of the lower rim of the fan, and the loop shall slope upward and forward at an angle of 45° from the vertical, the ends being carried over the rim of the fan. Rims of fans shall be fastened together, front and back, by bows of $\frac{1}{16}$ inch black silk ribbon placed one-third the vertical height of hat. A large size (35 ligne) Navy Standard eagle gilt button shall be fastened above the V formed at the lower end of the loop by folding over the lace. The bottom of the hat shall be straight, turning neither up nor down at the ends, front or back.

Officers of rank of captain and commander.—Shall be the same as for flag officers, except that in lieu of gold lace on the outer rims a stripe of black silk lace, $2\frac{1}{2}$ inches wide, woven with sprays of oak leaves and acorns, with scalloped edge, shall be used to bind the edges and showing $1\frac{1}{4}$ inches on each side. The cockade shall be the same as for officers of flag rank.

Other commissioned officers for whom required.—Shall be the same as for officers of the rank of captain and commander, except that the gold lace of the loop shall be 1 inch wide.

298. **Caps, blue and white.**—(a) For all officers.

(b) DESCRIPTION.—To be so constructed as to support the cap cover in such a way as to make it stiff standing and flaring throughout its circumference and so that the center edge of the cover may have a rolled or rounded effect, rather than one having

a thin edge. The general measurements for caps size $7\frac{1}{4}$ shall be, length of crown, 10 inches; width, $9\frac{1}{2}$ inches, other sizes in proportion; height in rear from bottom to top of frame, $2\frac{1}{2}$ inches; in front from visor to top, $3\frac{1}{2}$ inches.

(c) **FRAME.**—The blue and white cap covers are to fit over a frame consisting of a band of woven bamboo $1\frac{1}{2}$ inches high. Top of bamboo band to have a binding of white buckram or similar material, to show $\frac{1}{2}$ inch on each side. Bottom of bamboo band to have a binding of same material as blue cap cover to show about $\frac{1}{4}$ inch on inside and $\frac{1}{8}$ inch outside. This binding to have a welt $\frac{1}{4}$ inch from bottom of band running completely around outside of the front.

There shall be sewed to the bamboo frame about $1\frac{1}{2}$ inches above the welt, a haircloth body, the inner side of which is to be covered with white buckram or similar material held together with about seven or eight rows of stitching. The haircloth body shall be $2\frac{3}{8}$ inches high in center of front and $1\frac{1}{2}$ inches high in center of back, piped with white lawn at top and bottom edges and to have a grommet of whalebone or nonrustable, nonmagnetic material about $\frac{1}{4}$ inch wide sewed into binding at the top.

There shall be two holes in the frame where the ends of visor join the same, center of eyelet to be $\frac{1}{4}$ inch from welt, and to be fitted with brass-threaded socket, into which shall be secured 22 $\frac{1}{2}$ ligne Navy Standard eagle gilt button for holding chin strap and mohair band. Caps shall have a leather sweatband $1\frac{1}{2}$ inches wide.

(d) **VISOR.**—The visor as described in paragraph 218 of the different grades shall be of black patent-leather molded to shape and bound with the same $\frac{3}{16}$ inch wide green underneath, rounded and sloping downward at an angle of 35° from horizontal.

(e) **CAP DEVICE.**—The cap device for commissioned officers shall be a silver shield emblazoned paleways with 13 pieces, with a chief strewn with thirteen stars, surmounted by a silver spread-eagle face turned to the left when cap is worn, the whole placed upon two crossed foul anchors in gold. It shall be of such a size that it can be inscribed in a circle $2\frac{1}{2}$ inches in diameter, embroidered on band and backing, combined so that $\frac{1}{2}$ will show above the band. For warrant officers and mates, the device shall be two gold foul anchors crossed mounted as above.

(f) **BAND.**—Of lustrous black mohair braid, $1\frac{1}{2}$ inches wide. The braid shall have two brass eyelets about $\frac{1}{4}$ inch in diameter to permit buttons to pass through.

(g) **CHIN STRAP.**—The chin strap for all commissioned officers shall be a sliding strap of leather faced with $\frac{1}{2}$ inch gold lace with brass eyelets at each end and with two gold lace slides of the same width. For warrant officers and mates, the strap shall be the same as for commissioned officers, but $\frac{1}{4}$ inch wide.

299. Cap covers.

(a) **DESCRIPTION.**—To be made to fit frame; to be without welt; neatly stitched on each side.

(d) **MATERIAL.**—*Blue.*—To be of dark navy blue 16-ounce cloth, broadcloth finish, fast dye. Crown to be lined with black sateen or venetian, to have a buttonhole on each side close to the bottom edge for the studs of the button to pass through.

White.—To be made of bleached white cotton duck counting approximately 60 by 36 three-ply threads per inch; weight, about $10\frac{1}{2}$ ounces per square yard. To have buttonholes placed as for blue cover.

300. Sword and scabbard.—(a) For all officers except chaplains.

(b) **MATERIAL.**—Steel blade; best black leather scabbard; brass hilt and mountings gold plated; sharkskin or pebbled grip.

(c) **DESCRIPTION.**—To be a cut and thrust blade with a half basket hilt and white sharkskin or pebbled grip; scabbard to be of black leather; guard and mountings to be hand tooled or chased as per pattern, extra gold plated and hand burnished; brass mountings for sling at top and at $\frac{1}{3}$ length from top; at bottom brass ferrule with semicircling dolphin.

(d) **LENGTH.**—From 26 to 32 inches.

301. Sword knot.—(a) For all commissioned officers except chaplains.

(b) **MATERIAL.**—United States Navy Standard gold lace and bullions.

(c) **DIMENSIONS.**—Gold lace $\frac{1}{2}$ inch wide, 24 inches long; gold bullions $1\frac{1}{2}$ inches long.

(d) **DESCRIPTION.**—To be made with a strip of gold lace, doubled and bearing a gold Turk's head slide of the same width as the lace, the ends of the strap inserted in the tassel of 12 gold bullions, inclosing five blue bullions and having a basketwork head.

302. **Belt, full dress.**—(a) For all commissioned officers except chaplains and chief warrant officers.

(b) **MATERIAL.**—Best quality black grain leather, best quality of dark navy blue silk webbing, brass belt plate and mountings gold plated, and United States Navy Standard gold embroidery thread.

(c) DIMENSIONS.—Width of belt, $1\frac{1}{2}$ inches; width of webbing, $1\frac{3}{8}$ inches; diameter of belt plate, 2 inches; and other dimensions as given hereafter.

(d) DESCRIPTION AND WORKMANSHIP.—The belt shall be made of dark navy blue silk webbing, backed with silk grain leather; sling straps to be of silk webbing, doubled, both sides alike, $\frac{7}{8}$ inch wide, the upper sling being shorter than the lower, fitted with brass snap hooks for attachment to sword; belt buckle plate to be fine die stamped, not cast, and all mountings to be extra heavy gold plated and hand burnished. To have gold stripes woven in webbing of belt and sling straps indicating the different ranks, as prescribed in paragraph 220.

303. Belt, undress.—(a) For all officers except chaplains.

(b) MATERIAL.—Plain black grain leather of best quality; buckle and mountings of brass, gold plated.

(c) DESCRIPTION.—Belt to be $1\frac{1}{2}$ inches wide; sling straps $\frac{3}{4}$ inches wide; buckle to be 2 inches in diameter and to bear design as per standard pattern in bold relief, die stamped (not cast.) Buckle and mountings to be extra gold plated and hand burnished. The upper sling strap shall be shorter than the lower and fitted with brass snap hooks for attachment to sword.

304. Epaulettes.—(a) For all commissioned officers, except chaplains and chief warrant officers, in three standard patterns, according to rank, as shown in paragraph 214.

(b) MATERIAL.—United States Navy Standard gold and silver embroidery for rank and corps devices; best quality and grade of gilt bullions and lace (gold-plated copper base) for body of epaulettes; Navy eagle, gilt, $22\frac{1}{2}$ ligne buttons, and best quality of lining material and findings.

(c) GENERAL CONSTRUCTION.—The strap and frog to be of metal, slightly curved; the under part of the strap to be covered with black leather and equipped with suitable fastenings by which the epaulette can be secured to the coat. On the upper part of the strap, about 1 inch from the inner edge and in center of strap, a Navy eagle, gilt, $22\frac{1}{2}$ ligne button is to be placed. The bottom of the frog to be covered with black silk velvet, the top and bottom of the frog to be padded. The top of the strap and the frog is to be covered with gold lace; the edges of the strap to be embroidered with bullion, semiround, to about $\frac{1}{4}$ inch in width. A gold cord in the shape of a crescent, the thickness of which will be hereinafter described for the various ranks, is to surround the frog on top, the thickest part of this molding to be $\frac{3}{8}$ inch in center of outer edge and tapering down to where the points meet the strap; this crescent is to be surrounded by an additional gold cord about $\frac{1}{8}$ inch in diameter, where it is fastened to the frog. On the underside of the frog, around the outer edge, a piece of stiff gold webbing, about 1 inch wide and lined with black silk velvet, is to be secured. Around the outer edge of the frog are to be secured two rows of bullions, the inner row to be smaller in dimensions than the outer row, dimensions for which will be given hereafter.

(d) DEVICES.—As specified in paragraphs 215 and 216.

305. Shoulder marks.—Are fully described in paragraph 213 and are to be fitted with attachments surmounted by an eagle gilt button at inner ends for attaching to service dress, white mess jackets, and overcoats.

CHAPTER XII.

UNIFORM SPECIFICATIONS FOR CHIEF PETTY OFFICERS.

309. **Coat, blue.**—For all chief petty officers.

MATERIALS.—Shall be either dark navy blue cloth or serge. Navy Standard cloth; 16 ounce. Allowed variations; not lighter than 14 ounce; not heavier than 18 ounce. Navy Standard serge; 14 ounce. Allowed variations; not lighter than 12 ounce; not heavier than 16 ounce.

MATERIAL SPECIFICATIONS.

(Navy Standard 16-ounce cloth.)

Stock.—To be about full-blood fleece wool; staple to be of sufficient length to meet the hereinafter-described requirements; free from reworked wools, shoddy, flocks, kemp, and all other impurities.

Threads.—To contain not less than 60 ends and not less than 58 picks per inch.

Strength.—To have a tensile strength of not less than 40 pounds in the warp and not less than 35 pounds in the filling.

Weight.—To weigh not less than 16 ounces per linear yard, when 54 inches wide exclusive of selvage.

Dye.—To be stock dyed with alizarine and indigo and must be absolutely fast to light and exposure and must not crock.

(Navy Standard 14-ounce serge.)

Stock.—To be about full-blood fleece wool combing, free from all impurities.

Threads.—To contain not less than 80 two-ply ends and not less than 72 two-ply picks per inch.

Strength.—To have a tensile strength of not less than 80 pounds in the warp and not less than 65 pounds in the filling.

Weight.—To weigh not less than 14 ounces per linear yard when 54 inches wide, exclusive of selvage.

Dye.—To be dyed with a dye containing no logwood and one that is absolutely fast to light and exposure and will not crock.

GARMENT SPECIFICATIONS.

General style.—Double-breasted sack coat; four buttons down each forepart, all four buttons to button; seam back; no vent; cut shapely.

Length.—To come 1 inch below crotch of trousers.

Collar and lapels.—Peaked lapels to come not more than $1\frac{1}{2}$ inches below breast line and to be about $10\frac{1}{2}$ inches long on outside edge; rolling collar.

Pockets.—To have three outside pockets, one on each hip and one on left breast, all to be made with welts, no flaps. The breast pocket to be horizontal with a 5-inch opening, the welt to be 1 inch deep and the pockets $6\frac{1}{2}$ inches deep. The side pockets to be $6\frac{1}{2}$ to 7 inches wide, the welt $1\frac{1}{2}$ inches deep and the pockets $7\frac{1}{2}$ to 8 inches deep. Two inside breast pockets; that in the right breast to have horizontal opening 6 inches wide and to be $6\frac{1}{2}$ inches deep; that in the left breast to have vertical opening 6 inches wide and the depth to be 9 inches from top of opening.

Cuffs.—Closed, without buttons.

Lining.—Full lined with black venetian, mohair, serge, or dark blue flannel. Sleeves lined with striped cotton.

Seams.—Plain.

Edges.—Single stitched $\frac{1}{4}$ inch wide.

Buttons.—Eight Navy Standard eagle gilt buttons (28 ligne), four on each forepart, 5 inches from the edge. Top button not more than $1\frac{1}{2}$ inches below the breast line. Bottom buttons opposite pocket, other two equally spaced between.

310. **Coat, white.**—For all chief petty officers.

MATERIAL.—Shall be plain bleached linen duck, union duck, or cotton duck, or drill of similar characteristics.

MATERIAL SPECIFICATIONS.

(Navy Standard drill, $6\frac{3}{4}$ ounces per linear yard.)

Stock.—To be cotton.

Threads.—To contain not less than 90 ends and not less than 54 picks per inch.

Strength.—To have a tensile strength of not less than 125 pounds in the warp and not less than 90 pounds in the filling.

Weight.—To weigh not less than 6.75 ounces per linear yard when 29 inches wide including selvages.

Bleaching.—To be bleached a bluish white, without any tendering or stretching whatever in either width or length.

Shrinking.—The drill to be so shrunk that the further shrinkage will not amount to more than 2 per cent in length and 1 per cent in width.

GARMENT SPECIFICATIONS.

General style.—Double breasted, four-button, unlined sack coat with patch pockets; seam back; no vent.

Length.—To come 1 inch below crotch of trousers.

Collar and lapels.—Peaked lapels to extend not more than $1\frac{1}{2}$ inches below breast line and to be about $10\frac{1}{2}$ inches long on outside edges; rolling collar.

Pockets.—Three outside patch pockets, one on each hip and one on the left breast; no flaps or buttons; lower pockets to be about $7\frac{1}{4}$ inches wide by $7\frac{1}{4}$ inches deep. Breast pocket 5 inches wide by $5\frac{1}{2}$ inches deep.

Cuffs.—Closed, without buttons.

Lining.—Unlined.

Seams.—Turned in and stitched $\frac{1}{4}$ inch wide.

Edges.—Single-stitched, $\frac{1}{4}$ inch wide.

Buttons.—Eight Navy eagle gilt buttons (28 ligne), detachable, shank button to pass through eyelet holes and to be held by split rings or bodkin fasteners; top button to be located not more than $1\frac{1}{2}$ inches below the breast line; bottom button opposite pocket, other two buttons spaced equally between; all buttons to be 5 inches from edge.

311. Raincoats.—(a) For chief petty officers.

(b) **MATERIAL.**—To be black in color and of the oiled type.

(c) **GARMENT SPECIFICATIONS.**—The coat to be without lining. To have two patch pockets with flaps, the top edge of each pocket to be stayed with a piece of black stay binding, which is to be turned up at each corner and inserted in the flap seam. To have a 5-inch collar, 2 ply, with a cotton interlining. To have an opening of about 18 inches at the bottom of coat in center of back, with a small black ivory button and buttonhole midway in opening. To have three ventilating eyelets, about $\frac{5}{16}$ inch in diameter under each arm, reinforced with the same material as that of the coat; each sleeve to have a hem about 3 inches wide. To have an inside facing about 5 inches wide at top and 3 inches wide at bottom down front on each side. To have five 40-ligne black ivory buttons on the right side, the top button to be about $1\frac{1}{2}$ inches from base of collar, with corresponding buttonholes on left side. A small tab is to be placed midway between the lower button and the bottom of coat, inside, with a corresponding small black ivory button on the right side. A hanger is to be placed on the coat at the base of the collar, inside, center of back. Sizes to be as follows: 36, 38, 40, 42 and 44; size 36 to be 46 inches long, increasing 1 inch in length with each size.

Buttonholes.—Top buttonhole $1\frac{1}{2}$ inches from tip of lapel; lower buttonhole level with pocket flap, others spaced evenly between. Buttonholes to be $\frac{3}{4}$ inch from edge and to have separate bar tack.

312. Overcoat.—(a) For all chief petty officers.

(b) **MATERIAL.**—Shall be dark navy blue cloth, kersey finish, Navy Standard, 30 ounce; allowed variations, not lighter than 28 ounce, not heavier than 32 ounce.

(c) **MATERIAL SPECIFICATIONS.**

Stock.—To be not lower than three-quarter blood fleece wool, staple to be of sufficient length to meet the hereinafter described requirements, free from reworked wools, shoddy, noils, waste, flocks, kemp, and all other impurities.

Threads.—To contain not less than 70 ends and not less than 64 picks per inch.

Strength.—To have a tensile strength of not less than 62 pounds in the warp and not less than 65 pounds in the filling.

Weight.—To weigh not less than $29\frac{1}{2}$ ounces per linear yard when 54 inches wide, exclusive of selvage.

Dye.—To be stock dyed, bottomed with not more than one-third of alizarine red and two-thirds of alizarine blue paste with the usual mordant, then dyed with pure indigo natural or synthetic of the best quality, and must not crock.

(a) **GARMENT SPECIFICATIONS.**

General style.—Double-breasted, button to neck, circular collar; five large black anchor buttons down each front; side flap pockets and jetted muff pockets; cut slightly shaped to waist; no belt.

Length.—To extend to lower edge of kneecap.

Collar.—Circular, having $1\frac{1}{2}$ inch stand at back and $\frac{1}{2}$ inch at front; fall of collar to be 4 inches deep all around; under collar closely padded by machine; collar tab

of double thickness, raw edge, double stitched $\frac{1}{2}$ inch wide, and to have two button-holes, buttoned on left side of under collar; one additional button on right side of under collar so placed that tab can be buttoned across throat when collar is turned up.

Pockets.—Two horizontal side pockets on hips with flaps 3 inches deep and 7 inches long. Front of pocket tacked through canvas, stay from back of pocket to arm holes; two vertical muff pockets jetted in at level of elbows; bar tack at each end; edge of pocket double-stitched $\frac{1}{2}$ inch wide with triangular stitching at each end; ends of pockets stayed and tacked to canvas; two inside breast pockets, the one on the left side to have vertical opening; pockets to have square flaps.

Back.—Seam back with vent about 18 inches long and fastening with two holes and buttons; vent double stitched $\frac{1}{2}$ inch wide; top of vent tacked with horizontal double stitching.

Cuffs.—Two rows of stitching; first row $\frac{1}{2}$ inch from bottom, second row $3\frac{1}{2}$ inches from bottom.

Lining.—Lined through with navy-blue 11-ounce flannel; sleeves lined with venetian, lustrine, or similar smoothly finished material; lining stitched down on facing.

Buttons.—Five large black Navy buttons, 55 ligne, on each forepart, sewn with points of anchor down; button thread to consist of two strands twisted and waxed; buttons sewn through facing with six stitches and thread to encircle shank five times; buttons $5\frac{1}{4}$ inches from front edge.

Buttonholes.—Top buttonhole $1\frac{1}{2}$ inches from tip of lapel; lower buttonhole level with pocket flap, others spaced evenly between. Buttonholes to be $\frac{3}{4}$ inch from edge and to have separate bar tack.

Seams.—Plain; pressed open.

Edges.—Double-stitched $\frac{1}{2}$ inch wide, including around bottom of coat.

Hanger.—Hanger $2\frac{1}{2}$ inches long of same material stayed with tape and sewed through stand of collar.

Sewing.—All sewing to be done on lock-stitch machine with not less than 10 stitches to the inch.

313. **Waistcoat, blue.**—(a) For all chief petty officers.

(b) **MATERIAL.**—Shall be the same as for blue service coat.

(c) **GARMENT SPECIFICATIONS.**—Single-breasted; no collar; opening to 4 inches below collar button; four outside welt pockets; one inside breast pocket. Six $22\frac{1}{2}$ ligne Navy standard eagle gilt buttons. Edges to correspond with coat.

314. **Trousers, blue.**—(a) For all chief petty officers.

(b) **MATERIAL.**—Shall be the same as for the blue service coat.

(c) **GARMENT SPECIFICATIONS.**—Cut 19 inches knee and 16 inches bottom for 39-inch seat figure and other sizes in proportion; two side pockets; two hip pockets; fob pocket on right front; seven belt loops, $1\frac{1}{2}$ inches clearance inside; suspender buttons inside waistband; no backstrap; plain seams, fly front; to be worn with either belt or suspenders.

315. **Trousers, white.**—(a) For all chief petty officers.

(b) **MATERIAL.**—Shall be the same as for white service coat.

(c) **GARMENT SPECIFICATIONS.**—To be cut 20-inch knee and 17-inch bottom for 39-inch seat figure and other sizes in proportion; two side pockets; two hip pockets; fob pocket in right front; seven belt loops, $1\frac{1}{2}$ inch clearance inside; suspender buttons inside waistband, if desired; no backstrap; plain seams, fly front; to be worn with either belt or suspenders.

316. **Caps, blue and white, and covers for same.**—(a) For all chief petty officers.

(b) **DESCRIPTION.**—Same as for officers. (See par. 298.)

Frame.—Same as for officers.

Visor.—Same as for officers for rank of lieutenant commander and below.

Band.—Same as for officers.

Cap device.—Cap device shall be a brass foul anchor, gold plated, $1\frac{1}{2}$ inches in length over all and 1 inch across and outside of flukes. The letters U. S. N. to be of sterling silver $\frac{3}{8}$ inch high and fastened about midway on the shank of the anchor. The cable to be made of twisted brass wire, gold plated. Devices to be fitted with a hinged pin and catch of brass and soldered to the back of device.

Chin strap.—Shall be of black patent leather $\frac{1}{2}$ inch wide with brass eyelet at each end, fastened at the side with two Navy Standard $22\frac{1}{2}$ ligne eagle gilt buttons; chin strap shall have two slides of same material as the strap.

Sizes.— $6\frac{1}{2}$, $6\frac{5}{8}$, $6\frac{3}{4}$, $6\frac{7}{8}$, 7, $7\frac{1}{8}$, $7\frac{1}{4}$, $7\frac{3}{8}$, $7\frac{1}{2}$, $7\frac{5}{8}$.

Covers.—Same as for officers.

316 $\frac{1}{2}$. **Shoes.**—(See pars. 333, 334, 335.)

CHAPTER XIII.

UNIFORM SPECIFICATIONS FOR PETTY OFFICERS, 1ST, 2D, AND 3D CLASS, AND INFERIOR RATINGS.

317. Overshirts.

(a) MATERIAL.—Navy Standard dark blue, 11 ounce, flannel.

(b) GARMENT SPECIFICATIONS.

Body.—A loose cut jumper made of dark navy-blue flannel with taped collar and cuffs. To be worn with the bottom hem drawn snugly around the body at the top of the trousers and the bight of the shirt hanging blouse-fashion from 2 to 4 inches lower; not to be worn with the bottom of shirt tucked into the trousers; yoke making double thickness across chest and back; two eyelet holes in hem $\frac{3}{4}$ inch on each side of side seams and $\frac{3}{4}$ inch from bottom, also two eyelet holes $1\frac{1}{2}$ inches apart in center of front on inside of hem for drawstring.

Neck.—Neck opening to extend about 7 inches downward. A flannel loop 2 inches long and $\frac{1}{2}$ inch wide placed horizontally 2 inches below bottom of neck opening for neckerchief to pass through, and a similar loop shall be stitched under the collar at the back of the neck for the neckerchief to be rove through.

Collar.—The collar to be of double thickness, from 9 to 10 inches deep and from $12\frac{1}{2}$ to $14\frac{1}{2}$ inches wide, according to size of shirt. The collar to be trimmed with three stripes of white linen tape $\frac{3}{16}$ inch wide and $\frac{3}{16}$ inch apart, the outer strip $\frac{1}{2}$ inch from the edge of collar. A plain five-pointed star $\frac{3}{4}$ inch in diameter to be worked in white with one point on a line with corner of tape and collar. Points to be $1\frac{3}{8}$ inches from inner row of tape.

Size of collar.

Size.	1	2	3	4	5	6	7	8
Depth.....	10	9 $\frac{3}{4}$	9 $\frac{5}{8}$	9 $\frac{1}{2}$	9 $\frac{3}{4}$	9 $\frac{1}{2}$	9 $\frac{1}{4}$	9
Width.....	14 $\frac{1}{2}$	14	13 $\frac{3}{4}$	13 $\frac{1}{2}$	13 $\frac{1}{2}$	13	12 $\frac{3}{4}$	12 $\frac{1}{2}$

Sleeve.—The sleeve at wrist to be gathered into a cuff with six small knife plaits; sleeves to be from 17 to $22\frac{1}{2}$ inches in circumference.

Cuffs.—Cuffs to be 2 inches deep, of double material and taped according to rating, to fasten with two Navy black-rubber buttons, 24 ligne anchor. Cuffs shall be trimmed around except for $1\frac{1}{2}$ to 2 inches of the circumference with stripes of white linen tape $\frac{3}{16}$ inch wide, $\frac{3}{16}$ of an inch apart. The stripe ends of cuffs that are trimmed with 2 or 3 stripes shall be joined by tape. Number of stripes shall be as follows: Petty officers and nonrated men, 1st class, wear three rows of tape; nonrated men, 2d class, wear two rows of tape; and nonrated men, 3d class, wear one row of tape.

Pocket.—A small pocket of the same material cord-piped, opening $3\frac{1}{2}$ inches and $4\frac{1}{2}$ inches above yoke in left breast; opening to be horizontal and to be finished at each end with a silk crow tack.

Sizes.

Size.	1	2	3	4	5	6	7	8
Chest.....	48	46	44	42	40	39	35	37
Sleeve.....	35 $\frac{1}{2}$	35	34	33	32	31 $\frac{1}{2}$	31	30 $\frac{1}{2}$
Length.....	28 $\frac{3}{4}$	28 $\frac{1}{2}$	28	27 $\frac{1}{2}$	27 $\frac{1}{2}$	27	26 $\frac{3}{4}$	26 $\frac{3}{4}$

318. Jumper, undress, blue.

MATERIAL.—Navy Standard blue, 11 ounce, flannel.

GARMENT SPECIFICATIONS.

Body.—Same as overshirt, except 2 inches shorter.

Neck.—Same as overshirt.

Collar.—Same as overshirt, but without tape and stars.

Sleeves.—Short sleeves, no cuffs, plain 1-inch hem. For length of sleeves see table below.

Pocket.—Same as overshirt.

Sizes.

Size.	1	2	3	4	5	6	7	8
	<i>Inches.</i>	<i>Inches.</i>	<i>Inches.</i>	<i>Inches.</i>	<i>Inches.</i>	<i>Inches.</i>	<i>Inches.</i>	<i>Inches.</i>
Breast.....	48	46	44	42	40	39	38	37
Sleeves.....	30½	30	29	28	27	26½	26	25½
Length.....	26¼	26½	26	25½	25¼	25	24¾	24½

319. Jumper, dress, white.

MATERIAL.

Body.—Navy Standard bleached 6½-7-ounce drill. Bottom of body to be finished with hem 1½ inches wide.

Collar and cuffs.—Navy Standard blue, 7 ounce, flannel.

GARMENT SPECIFICATIONS.

Body.—Same as overshirt except single thickness of yoke and length, and no draw-string.

Neck.—Same as for overshirt.

Collar.—Same as overshirt.

Size of collar.—Same as overshirt.

Sleeve.—The sleeve at wrist to be gathered into cuff with six small knife plaits.

Cuffs.—Cuffs to be 2 inches deep, double material, taped according to rating and to fasten with two Navy Standard black-rubber buttons, 24 ligne, anchor. Cuffs shall be trimmed around, except for 1½ to 2 inches of the circumference with stripes of white linen tape ¾ inch wide and ⅜ of an inch apart. The stripe ends of cuffs that are trimmed with two or three stripes shall be joined by tape. Number of stripes shall be as follows: Petty officers and nonrated men, 1st class, wear three rows of tape; nonrated men, 2d class, wear two rows of tape; and nonrated men, 3d class, wear one row of tape.

Pocket.—Same as overshirt, except crow tack to be stitched with white cotton.

Size.	1	2	3	4	5	6	7	8
	<i>Inches.</i>	<i>Inches.</i>	<i>Inches.</i>	<i>Inches.</i>	<i>Inches.</i>	<i>Inches.</i>	<i>Inches.</i>	<i>Inches.</i>
Breast.....	48	46	44	42	40	39	38	37
Sleeve.....	35½	35	34	33	32	31½	31	30½
Length.....	27¼	27½	27	26½	26¼	26	25¾	25½

320. Jumper, white, undress.

MATERIAL.—Navy Standard white bleached 6½-7-ounce drill.

GARMENT SPECIFICATIONS.

Body.—A loose-cut jumper, plain body, no yoke; loops similar to those prescribed for overshirts, but made of white tape ½ inch wide and 2 inches long, shall be placed below neck opening and under collar for neckerchief to be rove through; bottom of body finished with hem 1½ inches wide; edge of hem turned in, single stitched; two eyelet holes in hem ¾ inch on each side of side seams and ¾ inch from the bottom.

Neck.—Neck opening 7 inches deep, single stitched ¼ inch wide, and reinforced with a facing underneath 1 inch wide on each side of neck opening and 1½ inches below neck opening.

Collar.—Collar to be of single thickness, from 9 to 10 inches deep and from 12½ to 14½ inches wide, seamed on body of jumper; ⅝-inch tape to cover seam under collar; single stitch on each edge of tape ½ inch apart; edges of collar turned under and double stitched ⅜ inch wide.

Sizes of collars.

Size.	1	2	3	4	5	6	7	8
	<i>Inches.</i>	<i>Inches.</i>	<i>Inches.</i>	<i>Inches.</i>	<i>Inches.</i>	<i>Inches.</i>	<i>Inches.</i>	<i>Inches.</i>
Depth.....	10	9¾	9½	9¼	9¾	9¼	9½	9
Width.....	14½	14	13¾	13½	13¼	13	12¾	12½

Sleeve.—Bottom turned up 1 inch with edge turned in, two rows of stitching, first row on bottom, second row 1 inch up.

Cuffs.—None.

Pocket.—A patch pocket of the same material on the left breast, ½-inch above the neck opening, midway between the neck opening and the armhole; top of pocket, 4½ inches wide; depth of pocket, 4 inches on each side to 5½ inches at point in center.

Sizes.

	1	2	3	4	5	6	7	8
	<i>Inches.</i>	<i>Inches.</i>	<i>Inches.</i>	<i>Inches.</i>	<i>Inches.</i>	<i>Inches.</i>	<i>Inches.</i>	<i>Inches.</i>
Breast.....	48	46	44	42	40	39	38	37
Sleeve.....	34	33½	32½	31½	30½	30	29½	29
Length.....	27¾	27½	27	26½	26¼	26	25¾	25½

321. Trousers, blue.

MATERIAL.—Navy Standard dark-blue, 18-ounce, cloth.

GARMENT SPECIFICATIONS.—Trousers shall be made broad falls (flap front) and fit snugly over the hip and down the thigh to 2 inches above the knee, from which point downward they shall be cut bell-shaped and full enough to be pulled over the thigh. There shall be one seam on the inside of each leg and a 1½-inch wide turn-up hem at the bottom. The waistband shall be 2 inches wide in front and 1½ inches wide in the back and be fastened in front by two Navy black-rubber anchor buttons, 24 ligne, the lower one serving also as the center button for the flap; the lower button to have an extra long shank. The trousers shall have a gusset at the center of the back 2 inches wide at the top (when open) and 4½ to 5½ inches deep, including the band. The gusset shall have six to eight eyelet holes on each side, according to the size of the trousers; two of the eyelets to be in each end of the waistband and a flat black-silk lacing ⅜ inch wide, 36 inches long, run through herringbone fashion. Length of gusset and number of eyelets shall be as follows:

Size of trousers.	Length of gusset.	Number of eyelets on each side.
	<i>Inches.</i>	
1 to 7, inclusive.....	5½	8
8 to 11, inclusive.....	5	7
12 to 13, inclusive.....	4½	6

The flap shall be 6½ inches deep, with a crow tack ¼ inch in diameter at bottom and box stitching 2 by 4 inches. The upper corners of flap shall be square. Thirteen buttonholes around the sides and upper edges so arranged as to show seven across the top and four on each side. Thirteen Navy black-rubber anchor buttons, 24 ligne, sewed on bearer to meet buttonholes on flat. There shall be a pocket in the waistband on each side, with 3½-inch opening, 4 inches deep. Four eyelet holes, two on each side of trousers, ¾ inch apart and ⅜ inch down from waistband seam. Trousers to be one-quarter lined with blue check lining.

Sizes.

Size.	Waist.	Inseam.	Seat.	Knee.	Bottom.
	<i>Inches.</i>	<i>Inches.</i>	<i>Inches.</i>	<i>Inches.</i>	<i>Inches.</i>
1.....	40	32	43	22½	23½
2.....	38	35	42	23	24
3.....	36	34	40	23	24
4.....	36	32	41	22½	23½
5.....	35	33	40	23	24
6.....	34	34	40	23	24
7.....	34	33	40	23	24
8.....	33	33	39	23	24
9.....	32	34	38	23	24
10.....	32	32	38	22½	23½
11.....	31	31	37	22	23
12.....	30	31	36	22	23
13.....	29	30	35	21½	22½

322. Trousers, white.

MATERIAL.—Navy Standard white bleached, 6½-7 ounce drill.

GARMENT SPECIFICATIONS.—Trousers shall be made fly front, fitting snugly over the hip and down the thigh to 2 inches above the knee, from which point downward they shall be cut bell-shaped and full enough to pull over the thigh. There shall be one seam on the inside of each leg and a 2-inch turn-up hem at the bottom. Waistband shall be 2 inches wide in front and 1½ inches wide at back. Two buttonholes in front on right side ½ inch from the top and bottom of waistband and in line with buttons on fly. Two plain white bone buttons, 27 ligne, on left side to match. Four-button French fly with buttonhole on tab. Size of fly buttons 22, white bone. Tab to button on plain 22 ligne bone button sewn on lining inside. Two top corner pockets, one on each side just in front of hip with bar tack on each end of pockets. Pockets' opening to be from 5¾ to 7 inches according to size of trousers. Trousers to have certain lining only. Box stitching 2 inches wide to consist of double row of stitching ¼ inch apart to extend from waistband seam to 2 inches below tuck and across. Two eyelet holes in upper end of each box stitching ¾ inch apart and ¼ inch from waistband seam. Gusset in back 2 inches wide at top when opened and 4½ to 5½ inches deep, including waistband, with 6 to 8 eyelet holes on each side, according to size, ½ inch in and ½ inch apart, two of which shall be in each end of waistband. Crow tack ¾ inch in diameter at bottom, ½ inch below lower eyelet holes. Length of gusset and number of eyelet holes same as for blue trousers. Gusset to be laced with ⅝-inch stay binding, 36 inches long.

Sizes.

Size.	Waist.	Inseam.	Seat.	Knee.	Bottom.
	<i>Inches.</i>	<i>Inches.</i>	<i>Inches.</i>	<i>Inches.</i>	<i>Inches.</i>
1.....	40	32	43	22½	23½
2.....	38	33	42	23	24
3.....	36	34	40	23	24
4.....	36	32	41	22½	23½
5.....	35	33	40	23	24
6.....	34	34	40	23	24
7.....	34	32	40	23	24
8.....	33	33	39	23	24
9.....	32	34	38	23	24
10.....	32	32	38	22½	23½
11.....	31	31	37	22	23
12.....	30	31	36	22	23
13.....	29	30	35	21½	22½

323. Jersey.

STOCK.—To be not lower than full one-fourth blood combing wool; yarn to be two or three ply worsted.

DYE.—Shall be dark navy blue, stock or yarn dyed.

DESCRIPTION.—To be knit, circular body without side seams, shoulder to be racked about 1 inch wide on either side of seam and to extend from side to side under back of collarete. To have a border 2 to 2½ inches wide racked in every course.

Sleeves.—To be shaped and have a cuff 4 to 4½ inches long.

Collarete.—To be elliptical, 2 by 2 ribbed, without seams, double thickness, 2 to 2½ inches wide, to measure about 5 inches at neck opening and 7½ to 8 inches at opening on lower seam.

Length.—To come down to but over the hips. If it be longer or stretches to greater length, it shall be turned up and stitched so as to be of proper length.

Sizes.

Size (inches).....	32	34	36	38	40	42	44
Chest measure (actual inches).....	29	31	33	35	37	39	41
Length from shoulder seam (inches).....	26½	27	27½	28½	28½	28½	29
Sleeve length from shoulder seam (inches).....	21	22	22	23	23	23	24

324. Overcoat.

MATERIAL.—Navy Standard, dark blue, 30-ounce cloth.

GARMENT SPECIFICATIONS.—Double breasted, button to neck, circular collar; five large black anchor buttons down each front; side flap pockets and jetted muff pockets.

Length.—From 33½ inches to 37 inches, according to size.

Collar.—Circular, having 1½-inch stand at back and ½ inch at front and to be 4 inches deep all round; undercollar closely padded by machine; collar tab of double thickness, raw edge double stitched ½ inch wide, and to have two button holes, buttoned on left side of undercollar; one additional button on right side of undercollar so placed that tab can be buttoned across throat when collar is turned up.

Pockets.—Two horizontal side pockets on hips with square flaps 3 inches deep and 7 inches long; front of pockets tacked through canvas, stay from back of pocket to armhole; two vertical muff pockets jetted in at level of elbows; bar tack at each end; edge of pocket double-stitched, ½ inch wide, with triangular stitching at each end; ends of pocket stayed and tacked to canvas.

Back.—Seam back with vent 8 inches long, double stitched ½ inch wide. Top of vent tacked with horizontal double stitching.

Cuffs.—Two rows of stitching; first row ½ inch from bottom; second row 3½ inches from bottom.

Linings.—Lined through with navy blue 11-ounce flannel; sleeves lined with venetian, lustrine, or similar smoothly finished material; lining stitched down on facing.

Buttons.—Five large black Navy anchor buttons (55 ligne) on each forepart sewn with points of anchor down; button thread to consist of two strands twisted and waxed; buttons sewn through facing with six stitches and thread to encircle shank five times; buttons 5¾ inches from front edges.

Buttonholes.—Top buttonhole 1½ inches from neck; bottom buttonhole level with pocket flap and others even spaced between; buttonholes to be ¾ inch from edge and to have separate bar tack.

Seams.—Plain; pressed open.

Edges.—Double-stitched, ½ inch wide; also around bottom.

Hanger.—Hanger 2½ inches long sewed through stand of collar.

Sizes.

	<i>Inches.</i>	<i>Inches.</i>	<i>Inches.</i>	<i>Inches.</i>	<i>Inches.</i>	<i>Inches.</i>	<i>Inches.</i>
Breast.....	32	34	36	38	40	42	44
Length.....	33½	34	34½	35	35½	36¼	37
Sleeve.....	30	30½	31	32	33	34	34

325. Cap, blue.

MATERIAL.—Navy Standard, 18-ounce cloth.

DESCRIPTION.—The crown shall be cut in one piece and sewed to quarterings with a cord seam. It shall be lined with blue checks. The quarterings shall be in four pieces and in the finished cap with grommet inserted 2¼ inches in width sewed together with double seams. The band to be 2 inches wide and lined with a thin leather sweatband of same width. Caps shall be worn with a grommet of steel corset wire from ⅜ to ½ inch wide covered with sheeting.

Cap ribbons.—Cap ribbon of black silk 1½ inches wide shall be worn around the band of the cap, fastened to the cap by two straight rows of stitching close together and close and parallel to the upper edge of the ribbon and two of the same close to the lower edge. Lower edge of ribbon shall be about ⅞ inch from bottom of band. The name of the vessel or station to which the wearer is attached shall be woven in plain block letters ¼ inch in height preceded by the letters U S S in the case of vessels, in gilt thread through the ribbon. There shall be a plain double bow of ribbon 5½ inches long of the same shade, quality, and width as the cap ribbon sewed through the center of the left side, and the ends of the cap ribbon shall be attached to the center of the bow; the ends of the bow shall be free and cut in a plain swallow-tail.

Sizes.—6½, 6¾, 6¾, 6¾, 7, 7½, 7¼, 7¾, 7¾, 7¾.

326. Hat, white.

MATERIAL.—Navy Standard white bleached, 6½-7 ounce, drill.

DESCRIPTION.—To have a crown of six triangular parts; to have a turn-up brim about 2⅝ inches of double material and flaring at top, stiffened with about 80 rows of white cotton stitching through the brim; to have a sweatband about 1 inch wide of same material as hat; inside seams of crown to be reinforced by strips of same material about ½ inch wide; to have a double loop fastened at the point of the crown of white ½ inch tape.

Sizes.—To be in 10 sizes, as follows: 6½, 6¾, 6¾, 6¾, 7, 7½, 7¼, 7¾, 7¾, 7¾.

327. Watch Cap.

MATERIAL.—Not lower than one-fourth blood, combing wool.

DESCRIPTION.—The cap to be knit, of dark navy-blue worsted yarn, 2 or 3 ply, stock or yarn dyed, conical in shape, with top securely fastened with worsted yarn; seam and covering of seam also of worsted yarn; bottom to have a rack, or similar stitch, about ½ inch wide; to be full 10 inches long and from 8 to 8½ inches wide at bottom; cap to weigh from 3½ to 4 ounces each.

328. Neckerchief.

MATERIAL.—To be of black silk, 1 yard square, after hemming.

WEARING.—To be worn tied in a square knot leaving ends from 4 to 6 inches long, knot to be directly under the neck opening of the shirt or jumper, the first turn of the right-hand part to pass over the left-hand part, then up inside through the top loop on the overshirt or jumper.

329. Knife lanyard.

MATERIAL.—Cotton.

DESCRIPTION.—The lanyard shall be of ½-inch, 6-ligne, bleached cotton braid, about 76 inches long, both ends to be joined and securely fastened by braiding the ends together with cotton cord; to this end a loop of braided cotton cord, 2½ to 3 inches long shall be fastened, and the long loop shall be provided with an 8-strand braided slide.

NOTE.—The knife lanyard is not an article of uniform. On working dress or when engaged in work requiring use of a knife the lanyard may be worn around the waist or around the neck as most convenient.

330. Gloves.

MATERIAL.—Wool, winterfield shade.

DESCRIPTION.—Seamless machine-knit glove with cuffs either knitted or sewn to the hand; cuff to be ribbed and about 3 inches long; the fingers to be knitted seamless of proper and graduated lengths overlapping each other to give perfect fit to the hand, narrow at tips of fingers, which are to be finished by hand.

Sizes.—To be in five sizes, as follows:

	8	9	10	11	12
Length from tip of middle finger to top of cuff (not less than)..	Inches. 9½	Inches. 10	Inches. 10½	Inches. 11	Inches. 11½

Each number to have its proportionate width and to weigh from 25½ to 29½ ounces per dozen pair, according to size.

331. Bathing trunks.

MATERIAL.—Black jersey cloth.

DESCRIPTION.—Plain black trunks from 18 to 20 inches long, depending on size; waist to have a deep hem run through with piece of ½-inch cotton tape dyed fast black with 9-inch surplus on each end; two eyelet holes or buttonholes in front in center of hem inside for drawstring; all material used to be fast dyed.

Sizes.—Waist (inches), 30, 34, 38.

NOTE.—Bathing trunks shall always be worn by members of crew when bathing from the ship.

332. Socks, cotton and wool.

MATERIAL.—Cotton or wool.

DESCRIPTION.—*Cotton socks.*—To be seamless knit and dyed fast black to light, washing, and perspiration; to be in five sizes as follows:

	9½	10	10½	11	11½
Length of leg from top of rib to lower edge of heel.....	Inches. 14	Inches. 14½	Inches. 14½	Inches. 14¾	Inches. 15

To weigh not less than 16 to 18¾ ounces per dozen pair, according to size.

Woolen socks.—To be knit seamless, of mixed yarns, 50 per cent wool and 50 per cent cotton; to be of shade known as "sanitary" produced by mixture of gray wool, black wool, and cotton; to be made in six sizes, as follows: 9½, 10, 10½, 11, 11½, 12; to weigh from 23 to 25½ ounces per dozen pair, according to size.

333. Shoes, black leather.

MATERIAL.—Black calfskin, smooth finish.

DESCRIPTION.—To be high shoes, blucher style, with perforated toe cap; to have oak-tanned soles; to be laced with hooks and eyelets; all sizes to have four lacing hooks and sizes 5 to 8 to have five eyelets below and sizes 8½ to 11½ to have six eyelets below on each side; to be in sizes from 5 to 11½, by ½ sizes, and in widths C, D, E, and F in each size.

334. Shoes, gymnasium.

MATERIAL.—White canvas with white rubber soles and white foxing.

DESCRIPTION.—A low shoe to have five eyelets on each side; no tip; to have a leather innersole. Sizes, 5, 6, 7, 8, 9, 10, 11; F width in sizes 5 to 10 and M width from 5 to 11, F being the wider width.

335. Shoes, white.—White oxfords or high shoes of white buckskin or canvas, of pattern similar to black shoes, shall be worn by chief petty officers with white trousers except as when otherwise prescribed elsewhere in these regulations. White shoes may be worn by other enlisted men in the Philippines when prescribed by the commanding officer.

336. Leggings.

(a) MATERIAL.—Cotton, duck, khaki shade.

(b) DESCRIPTION.—To be made to conform to the contour of the leg, in four parts; front piece to have eight brass eyelets equally spaced; back piece to have an eyelet at top and bottom opposite corresponding eyelets on front piece and 7 brass studs; studs to be so placed as to fall between each pair of eyelet holes opposite on the front piece; eyelet holes on front piece to be placed with center of eyelet about ⅜ inch from edge of front piece; studs on back piece to be about 1½ inches from front edge of back piece; the back piece of the legging to be reinforced on the innerside with a strip of the legging duck folded double, thus allowing the studs to catch hold of the double thickness; to have at bottom a strap, loop, and keeper made of the same material as the legging; strap to be about 7½ inches long and fastened to the inside of leggings by four bar tacks; a loop for attaching solid bronze friction buckle to legging to be secured to outside of legging by 1 rivet and 4 bar tacks; keeper attached with loop secured by rivet only; to be laced with a round braided cord same color as legging, brass tip passing through the eyelets and around the studs.

(c) SIZES.—To be in seven sizes, as follows:

	1	2	3	4	5	6	7
	<i>Inches.</i> 13	<i>Inches.</i> 13½	<i>Inches.</i> 13¾	<i>Inches.</i> 14½	<i>Inches.</i> 15½	<i>Inches.</i> 16½	<i>Inches.</i> 17
Width at top around calf.....							

337. Raincoat.—Same as for chief petty officers. (See par. 311.)

338. Jackets, mess attendant.

MATERIAL.—Navy Standard white bleached 6½-7 ounce drill.

GARMENT SPECIFICATIONS.—*General description.*—A single-breasted jacket, buttoned to neck, with standing collar; length to extend to crotch.

Front.—Both sides of front to be faced inside; facing on right front to be loose to permit inserting of detachable Navy Standard white ivory 30-ligne buttons; facing on left side stitched to form fly from collar to 2 inches below the lower buttonholes; inside facing on left side to have five buttonholes to correspond with five eyelet holes on right side; 1-inch hem on bottom of coat.

Back.—Plain, no vent.

Sleeves.—Plain, 1-inch hem.

Collar.—Standing collar of double thickness, 1½ inches high, to fasten with two small white-metal hooks and eyes 1 inch apart; hooks on right side even with end of collar, both inside edges of collar; shanks of hooks and eyes covered with ⅜-inch stay binding; hanger to consist of 1-inch loop sewed inside underneath collar on center seam.

Sizes.

Breast.	Collar.
<i>Inches.</i> 32	<i>Inches.</i> 13½
34	14
36	14½
38	15
40	15½
42	16
44	16½

339. Jumper, dungaree.

(a) MATERIAL.—Navy Standard blue $6\frac{1}{2}$ to $7\frac{1}{2}$ ounce denim.

(b) GARMENT SPECIFICATIONS.

(c) GENERAL DESCRIPTION.—An open-front loose-fitting single-breasted coat.

Front.—The inside of both fronts shall have a facing $2\frac{1}{2}$ inches wide to meet wings of top collar; five buttonholes $\frac{1}{2}$ inch in on left side, top one $1\frac{1}{2}$ inches down from the collar, lower one $6\frac{1}{2}$ inches up from bottom, remainder equally spaced; five eyelet holes in center of facing on right side to match buttonholes for inserting detachable Navy Standard bronze metal 30-ligne buttons; hem at bottom $1\frac{1}{2}$ inches deep, finished; edge turned in and stitched through. Four eyelet holes, two on each side, each one $\frac{3}{4}$ inch either side of side seam in center of hem.

Pockets.—There shall be two patch pockets, one on either side; pocket to be placed $\frac{3}{4}$ inch from side seam, with lower edge $1\frac{1}{2}$ inches from bottom on front.

Back.—Plain, no vent.*Collar.*—A shawl collar of double thickness, $3\frac{1}{2}$ to 4 inches in width.

Sleeve.—Bottom of sleeve to be turned up 1 inch with edge turned in. Two rows of stitching, first row on bottom and second row 1 inch up.

(d) SIZES.—(Allowance made for wearing over overshirt.)

Size.	Chest.	Sleeve.	Length of garment.
	<i>Inches.</i>	<i>Inches.</i>	<i>Inches.</i>
1.....	43	34	28
2.....	46	$33\frac{1}{2}$	28
3.....	44	$32\frac{1}{2}$	28
4.....	42	$31\frac{1}{2}$	27
5.....	40	$30\frac{1}{2}$	26
6.....	39	30	26
7.....	38	$29\frac{1}{2}$	26
8.....	37	29	26

340. Trousers, dungaree.

(a) MATERIAL.—Navy Standard blue $6\frac{1}{2}$ to $7\frac{1}{2}$ ounce denim.

(b) GARMENT SPECIFICATIONS.—Trousers shall be made fly front, loosely fitting over the hip and down the legs. There shall be one seam on the inside of each leg and a wide turn-up hem at the bottom. Waistband shall be $1\frac{1}{2}$ inches in front and 1 inch wide at back. One buttonhole in front on right side $\frac{1}{2}$ inch from the top and bottom of waistband and in line with buttons on the fly; one 27-ligne plain black metal button sewed on the inside of left side to match. Four-button plain fly; size of fly buttons 22-ligne black metal.

Pockets.—Two patch pockets in front, one on each side placed 4 inches from edge of fly and 4 inches from waistband seam. Dimensions of pockets to be as follows: Opening, 6 inches; depth, 8 inches in front, graduating to $6\frac{1}{2}$ inches in back. Patch pocket in back on right side, top of pocket even with upper back corner of front pocket. Dimensions of pocket, $5\frac{1}{2}$ inches wide, $6\frac{1}{2}$ inches deep in center, and $5\frac{1}{2}$ inches deep on sides.

Trousers to be unlined. Waistband to be fitted with four belt loops $\frac{1}{2}$ inch wide and 2 inches long, one in center of each front and one in center of each back. Top of seat seam left open 2 inches. Tapered buckle strap to consist of two parts each, one 6 inches long, $1\frac{1}{2}$ inches wide at back, and 1 inch wide at front, of double thickness and placed at center line 3 inches down from top of waistband. Black metal buckle sewed on left strap.

(c) SIZES.

Size.	Waist	Inseam.	Seat.	Knee.	Bottom.
	<i>Inches.</i>	<i>Inches.</i>	<i>Inches.</i>	<i>Inches.</i>	<i>Inches.</i>
1.....	40	32	44	23	21
2.....	38	33	43	23	21
3.....	36	34	41	23	21
4.....	36	32	42	$22\frac{1}{2}$	21
5.....	35	33	41	$22\frac{1}{2}$	21
6.....	34	34	41	$22\frac{1}{2}$	21
7.....	34	32	41	22	21
8.....	33	33	40	22	21
9.....	32	34	39	22	21
10.....	32	32	39	$21\frac{1}{2}$	$20\frac{1}{2}$
11.....	31	31	38	$21\frac{1}{2}$	$20\frac{1}{2}$
12.....	30	31	37	21	20
13.....	29	30	36	21	20

341. Flannel shirt.

(a) MATERIAL.—Navy Standard dark blue, 11-ounce, flannel.

(b) GARMENT SPECIFICATIONS.—*Front*.—Front facing 2 inches wide sewed on left side with turned seam, double stitched $\frac{1}{4}$ inch wide all around; a square 2 by 2 inches to be formed at bottom of facing by a double row of stitching $\frac{1}{4}$ inch apart; three perpendicular buttonholes in center of facing; top buttonhole $\frac{1}{4}$ inch down from stitching; lower end of bottom buttonhole to be 2 inches above box stitching; center buttonhole evenly spaced between; button stand, 1 inch wide, single stitched, $\frac{1}{16}$ inch wide on edge, sewed on right side of front with cord seam; three buttons (black rubber anchor, 24 ligne) sewed on with points of anchor down. Button thread to consist of two strands twisted and waxed. End of button stand at bottom turned in and felled. Bottom of shirt hemmed; vent, 4 inches deep; triangular reinforcement 3 inches on side of same material at top of vent. Two eyelet holes in each triangle $\frac{3}{4}$ inch from bottom and $\frac{3}{4}$ inch from side seams. Armholes turned, seams double stitched, $\frac{1}{4}$ inch wide, with forepart and back sewed on sleeve.

Back.—Shields sewed on with lapped seam double stitched $\frac{1}{4}$ inch wide; back sewed on foreparts at side seams and shoulder with turned seam, double stitched, $\frac{1}{4}$ inch wide.

Collar.—Of double thickness, double stitched, $\frac{1}{4}$ inch wide around edge; sewed to forepart and back with turned seams, double stitched, $\frac{1}{4}$ inch wide.

Sleeves.—Back of sleeve sewed to front of sleeve with turned seam, double stitched, $\frac{1}{4}$ inch wide; bottom of sleeve gathered into cuffs; cuffs of double thickness, 2 inches deep, and double stitched all around, $\frac{1}{4}$ inch wide. Open vent to extend 2 inches above cuff; edges of vent turned in and double stitched to match cuffs; bar tack at top of vent. Cuff to fasten with one hole and button, buttonhole in under half of cuff.

(c) SIZES.

Number.....	1	2	3	4	5	6	7	8
	<i>Inches.</i>	<i>Inches.</i>	<i>Inches.</i>	<i>Inches.</i>	<i>Inches.</i>	<i>Inches.</i>	<i>Inches.</i>	<i>Inches.</i>
Breast.....	48	46	44	42	40	38	37	36
Collar.....	17	16 $\frac{1}{2}$	16	15 $\frac{1}{2}$	15	14 $\frac{1}{2}$	14 $\frac{1}{2}$	14

342. Drawers, nainsook.

(a) MATERIAL.—Cotton.

(b) DESCRIPTION.—To be knee length and of checked cotton nainsook, bleached; to have a waistband about 4 $\frac{1}{2}$ inches deep in front to 2 inches deep in back, of double material; waistband to have two buttons in front on right side to meet buttonholes on left; buttons to be plain white bone buttons (27 ligne); to have a fly faced 2 inches wide on each side of same material extending from top of waistband to inseam; bottom of fly opening to be bar tacked. Vent 2 inches deep with bar tack at bottom of opening. To have four eyelet holes, two on each side, $\frac{1}{2}$ inch in, and 1 inch apart, top eyelet hole $\frac{3}{4}$ inch from top of waistband, laced with $\frac{1}{2}$ yard of $\frac{5}{8}$ -inch stay-binding. To have a reinforced seat to consist of two pieces shaped to form a seat and stitched inside; dimensions of pieces when made up to be about 8 inches long and 3 inches wide from inseam; turn-up at bottom $\frac{3}{16}$ inch; all seams double stitched.

(c) SIZES.—To be in six sizes, as follows:

	1	2	3	4	5	6
Waist (inches).....	30	32	34 $\frac{1}{2}$	37	39	41

343. Drawers, heavy.

(a) MATERIAL.—Cotton and wool.

(b) DESCRIPTION.—To be made of a knitted fabric containing about one-third wool and two-thirds cotton; fabric to be bleached; to have a white sateen waistband running from about 6 $\frac{1}{2}$ inches deep in front to about 3 $\frac{1}{2}$ inches at back and 2 inches at sides; to have a double crotch by inserting piece of same material as drawers, approximately 6 by 5 inches; to have a front opening or fly stayed at back on both sides with white tape carried around outside of crotch insertion and up the center seam and on both sides of the back gusset; front opening to be from 9 $\frac{1}{2}$ to 11 inches deep, depending on size. Waistband to have three plain white bone buttons (24 ligne) on right side to meet three buttonholes on left side. Back of waistband to be

opened and to have three eyelet holes on each side about $\frac{3}{4}$ inch from edge for lacing with white cotton tubular tying cords. Drawers to have cuffs knitted of the same material, to be when finished 6 inches long and fastened to the leg of the drawers with an elastic seam. Drawers to be full length; to have four eyelet holes worked in the waistband 1 inch from the top, two on each side. Eyelets in each pair to be $1\frac{1}{2}$ inches apart.

(c) SIZES.—To be in six sizes, as follows (waist): 30, 32, 34, 36, 38, 40; to weigh from 6 to $8\frac{1}{2}$ pounds per dozen pairs, according to size.

344. Undershirts, light.

(a) MATERIAL.—Cotton.

(b) DESCRIPTION.—To be knitted from cotton yarn, bleached in the garment or piece; to be made circular without side seams and without an opening down the front; to have a collarett joined in a circle $\frac{3}{4}$ inch wide of the same fabric as the shirt and fastened to the shirt with mercerized cotton stitching; bottom of shirt to be hemmed with 1-inch hem; Sleeves to be 6 inches long; sleeves to have cuffs knitted of the same material, to be when finished about 5 inches long, fastened to the sleeves with an elastic seam; to have four eyelet holes worked in the bottom of the hem, two on each side, reinforced on the underside with stay binding; eyelets to be placed $1\frac{1}{2}$ inches apart.

(c) SIZES.—To be in seven sizes, as follows: Breast (inches) 32, 34, 36, 38, 40, 42, 44. To weigh from $1\frac{3}{4}$ to $3\frac{1}{4}$ pounds per dozen shirts, according to size.

345. Undershirts, heavy.

(a) MATERIAL.—Cotton and wool.

(b) DESCRIPTION.—To be made of a knitted fabric containing about one-third wool and about two-thirds cotton; fabric to be bleached. To be made circular without side seams and having a circular collarett fastened to the body of the shirt with mercerized cotton stitching; 1-inch hem at bottom. To have long sleeves with hem about 1 inch deep at bottom. To have four eyelets worked in the bottom of the hem, two on each side, reinforced on underside with stay binding, eyelets to be placed $1\frac{1}{2}$ inches apart.

(c) SIZES.—To be in seven sizes, as follows:

	32	34	36	38	40	42	44
Breast.....	Inches. 24	Inches. 26	Inches. 28	Inches. 30	Inches. 32	Inches. 34	Inches. 36

To weigh from 6 to 9 pounds per dozen shirts, according to size.

346. Aprons, cook's.

(a) MATERIAL.—Navy Standard white bleached $6\frac{1}{2}$ to 7 ounce drill.

(b) DESCRIPTION.—To be in one piece having bib and wings. Wings to be fastened with button and buttonhole and bib to have tape. To be cut circular around the neck and buttoned with button and buttonhole. To have one piece of $\frac{5}{8}$ inch tape, 17 inches long, sewed at the top of each side to tie in back. To have a patch pocket at about waistline on right side.

UNIFORM SPECIFICATIONS FOR OFFICERS' COOKS AND STEWARDS.

347. Blue and white service coats and trousers, overcoats, raincoats, and waistcoats.—Same as for chief petty officers, except that black buttons shall be substituted for gilt buttons on blue coats and vests, and white buttons for gilt buttons on white coats. (See pars. 309 to 315.)

348. Caps, blue and white.—Same as for chief petty officers, except that black buttons shall be substituted for brass and cap device consists of two small, thin parallel gilt bars bearing letters "U. S. N.," so arranged thereon that the top of the letters shall rest upon the upper bar and the bottom of the letters and periods upon the lower bar shall be substituted. (See par 316.)

SECTION III.
ILLUSTRATIONS.

(33 Plates.)



FULL DRESS, BLUE. REAR ADMIRAL.



DRESS, BLUE. COMMANDER.



UNDRESS, BLUE. COMMANDER



SERVICE DRESS, BLUE "A," WITH AIGUILLETTE.




LIEUTENANT JUNIOR GRADE.
SERVICE DRESS, WHITE.



EVENING FULL DRESS "A"

EVENING DRESS, BLUE "A"



EVENING FULL DRESS "B."

DINNER DRESS "A."



FULL DRESS, BLUE.
(CHIEF GUNNER)

DRESS, BLUE.
(BOATSWAIN)



OVERCOAT (FRONT).

OVERCOAT (REAR).



BOAT CLOAK.

RAINCOAT.

PLATE II.




1. Lieut. Comd'r and Below.



2. Flag Rank.



3. Flag Rank.



4. Captains-Comd'r's.




5. Lieut. Comd'r and Below.




6. Warrant Officers.



7. Chief Petty Officer.

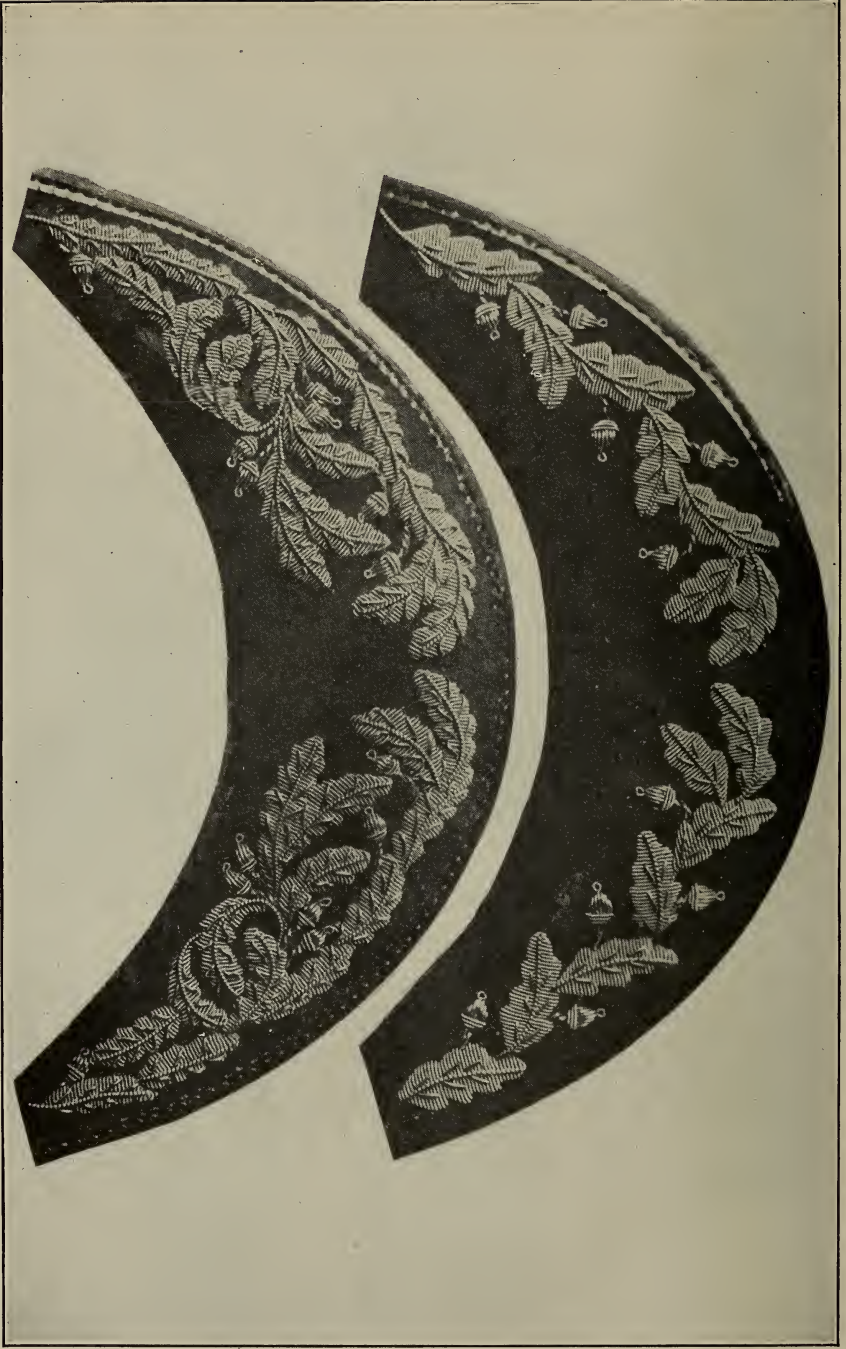



8. Officers' Cooks and Stewards.




9. Petty Officers and Nonrated Men.

COCKED HATS AND CAPS.





STRIPES INDICATING RANK.



REAR ADMIRAL—LINE.

COMMANDER—LINE.


ENSIGN—LINE.

1 (RIGHT.)

2 (RIGHT.)

3 (LEFT.)

EPAULETS.




Admiral.




Vice Admiral.




Rear Admiral.




Captain.




Commander




Lt. Comd'r.



Lieutenant.




Lieutenant (J. G.)



Ensign.

ARRANGEMENT OF EPAULET INSIGNIA—LINE OFFICERS.




REAR ADMIRAL—LINE.

REAR ADMIRAL—(S. C.)

COMMANDER—LINE.

LIEUTENANT—(M. C.)

SHOULDER MARKS FOR COMMISSIONED OFFICERS.



CARPENTER.

MACHINIST.

GUNNER.
SHOULDER MARKS FOR WARRANT OFFICERS.

PAY CLERK.

PLATE 17.



1. Carpenter.
Chief Carpenter.



2. Machinist.
Chief Machinist.



3. Mathematics.



4. Pharmacist.
Chief Pharmacist.



5. Medical.



6. Supply.



7. Construction.



8. Boatswain.
Chief Boatswain.



9. Chaplain.



10. Dental.



11. Civil Engineer.



12. Gunner.
Chief Gunner.



13. Sailmaker.
Chief Sailmaker.



14. Mate.



15. Pay Clerk.
Chief Pay Clerk.

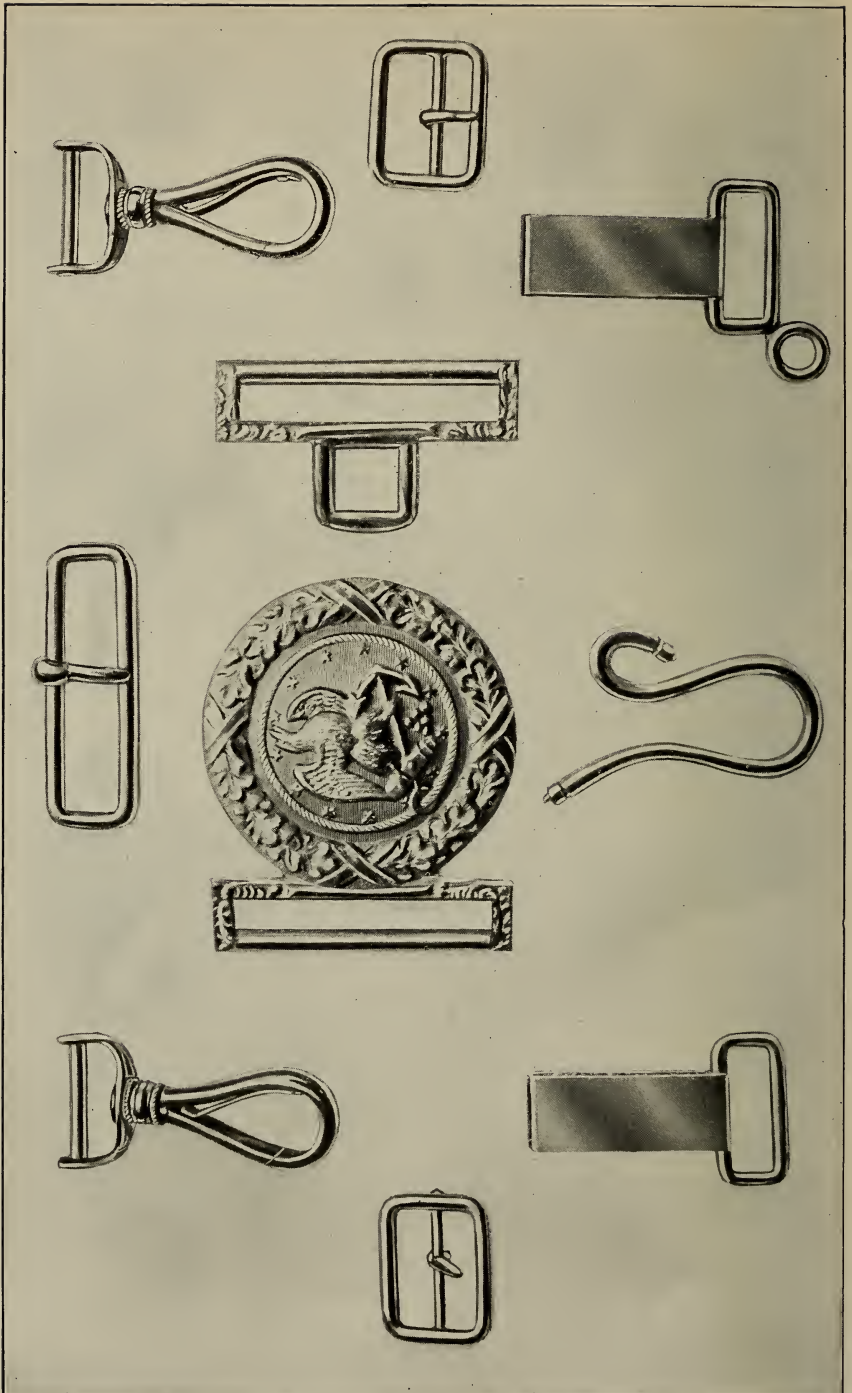


16. Line.

CORPS DEVICES.



SWORD, SCABBARD, UNDRESS BELT, SWORD KNOT.



MOUNTINGS FOR FULL-DRESS BELT.



DRESS, BLUE.

CHIEF PETTY OFFICER.


DRESS, WHITE.



DRESS, BLUE "A" (FRONT).

DRESS, BLUE "A" (REAR).

BOATSWAIN'S MATE.



DRESS, WHITE (FRONT).

DRESS, WHITE (REAR).

QUARTERMASTER.



BLUE UNDRESS WITH WHITE HAT.



WHITE UNDRRESS.



DUNGAREES.



SEAMAN.

CHIEF PETTY OFFICER.

OVERCOAT.



RAINCOAT FOR ENLISTED MAN.



SEAMAN.

PETTY OFFICER.

FOUL WEATHER CLOTHING.



1



2



3



4

RATING BADGES, BLUE.

1, CHIEF MACHINIST'S MATE (AVIATION); 2, COMMISSARY STEWARD; 3, MACHINIST'S MATE, SECOND CLASS; 4, SAILMAKER'S MATE, THIRD CLASS.

PLATE 30.



1. Obsolete.




2. Boatswain's Mate.
Coxswain.



3. Quartermaster.



4. Blacksmith.
Ship Fitter.
Molder.



5. Sailmaker's Mate.



6. Printer.




7. Painter.
Pattern Maker.
Carpenter's Mate.



8. Turret Captain.




9. Gunner's Mate.



10. Storekeeper.



11. Yeoman.



12. Electrician's
Mate.



13. Mach. Mate.
Copp., Eng.,
Boil., Water T.,
Motor Mach. M.



14. Pharmacist's Mate.
Hospital App.



15. Musician.
Bandmaster.



16. Commissary
Steward.

SPECIALTY MARKS (PARAGRAPH 264).

PLATE 31.



17. Carpenter's Mate (Aviation).



18. Machinist's Mate (Aviation).



19. Metal Smith (Aviation).




20. Rigger (Aviation).



21. Cook, Baker, Stewards.



22. Fire Control Man.



23. Photographer.



24. Radioman.



25. Signalman.




26. Torpedoman.




27. Bugler.




28. Seaman Gunner.



29. Gun Captain.




30. Gun Pointer, first class.




31. Gun Pointer.


SPECIALTY AND DISTINGUISHING MARKS (PARAGRAPH 264).



1. Seaman Signal Man,
First Class.




2. Seaman Signal Man,
Second Class.




3. Seaman Signal Man,
Third Class.



4. Navy "E".



5. Expert Rifleman's Mark.



6. Sharpshooter's Mark.



7. Ex-apprentice Mark.

DISTINGUISHING MARKS.



CAP DEVICE AND BUTTONS.
COMMISSIONED OFFICERS.

INDEX.

	Paragraph.		Paragraph.
Accoutrements, custody of.....	24	Commanding officer:	
Acting commission, uniform.....	9	See regulations carried out.....	2
Aiguillettes.....	222, 223, 224	May prescribe working dress.....	13c
Apron, cooks.....	14, 34b	May prescribe uniform, when.....	14c
Arms, custody of.....	24	Inspections.....	23
Arms, when to be worn.....	16, 17	To facilitate care of uniform.....	13b
Army, Navy, and Marine Corps together, uniform.....	129, 130	Cooks in galley, uniform.....	14
Aviation insignia.....	225	Cooks, officers':	
Badges, medals.....	240, 250-257	Designation of uniform.....	98-104
Badges, mourning.....	238	Articles of uniform.....	193-202
Bags and hammocks.....	271	Corps devices for epaulets.....	216
Bathing trunks.....	331	Corps devices for sleeve and shoulder marks.....	212
Beard, hair.....	21	Crew's dress board.....	13d
Bedding, inspection of.....	23	Cuff markings, enlisted men.....	265
Belt.....	161, 162, 220, 221, 302, 303	Custody:	
Binoculars.....	15	Accoutrements.....	24
Blue, standard Navy.....	140	Arms.....	24
Boat cloak.....	147	Clothing.....	24
Branch marks.....	263	Decorations.....	250-258
Buttons.....	230, 241	Decorations, forbidden.....	256
Buttons, sleeve.....	20, 230	Deserters' clothing.....	24b
Caps:		Dinner dress.....	66, 67
Officers.....	158, 218, 298	When worn.....	127
Chief petty officers.....	179, 316	Distinguishing marks.....	266
Other enlisted men.....	188, 325	Divine-service dress, chaplain.....	8
Cooks and stewards.....	201	Division officer to inspect clothing.....	23
Cap cover, rain.....	156, 174, 296, 299	Drawers:	
Cap device.....	298c	Nainsook.....	342
Caps, not removed.....	17g	Heavy.....	343
Care of uniform.....	275	Dress.....	52, 53, 72, 73
Changes of uniform, Secretary's sanction.....	25	When worn.....	121
Chaplains.....	8	Dungarees.....	27, 82, 115, 203, 204
Chaplain, divine-service dress.....	8	Enlisted men:	
Chevrons.....	262	Designation of uniform.....	105-114, 132-133
Chief petty officers, designation of uniform.....	90-97	Articles of uniform.....	180-192
Chief petty officers, articles of uniform.....	170-179	Epaulets.....	163, 214
Civilian clothes.....	12	Corps devices.....	216
Cloak, boat.....	147	Detailed specifications.....	304
Clothing, allowed for bad-conduct discharge.....	272	Insignia for rank.....	215
Clothing, custody of.....	24	Pattern for rank.....	214
Clothing factory.....	25c, 264b	Evening dress.....	64, 65
Clothing, inspection of.....	23	When worn.....	126
Clothing lists and issues of clothing.....	273	Evening dress coat.....	144
Clothing, transfer of, forbidden.....	24b	Evening full dress.....	62, 63
Clothing:		When worn.....	125
Foul weather.....	26	Ex-apprentice mark.....	266d
Rain.....	26	Expeditionary forces, Navy with Marines.....	134
Regulation.....	25	Expert rifleman mark.....	266d
Coat, blue, chief petty officer.....	170	Field dress.....	134
Cocked hat.....	157, 217, 297	Flannel shirt.....	341
Collars and cuffs.....	232, 233, 242	Foreign decorations.....	257
		Foreign port, uniforms.....	12c

	Paragraph.		Paragraph.
Frock coat.....	141	Overshirt.....	180
Full dress.....	50, 51, 70, 71	Ownership markings.....	274
When worn.....	120	Parades, uniform.....	17
Full-dress belt.....	161, 220	Phraseology, standard.....	19
Full-dress trousers.....	150, 219	Pins.....	20
		Punishment, uniform prohibited.....	11
Geneva-cross brassard.....	22	Raincoats.....	155
Gloves.....	235	Raincoats, chief petty officer.....	173-311
Guard boat duty.....	17f	Raincoat, enlisted men.....	311-337
Gun-captain mark.....	266d	Rating badges.....	261
Gun-pointer mark.....	266d	Recruits.....	270
		Retired officers, uniform of.....	10
Hair, beard.....	21	Revolvers.....	17
Hat, white.....	189	Ribbons of decorations.....	250-258
Inspection:		Rubber boots.....	26
Bedding.....	23	Seaman-gunner mark.....	266d
Clothing.....	23	Secretary, to sanction changes.....	25
Jackets, mess officers.....	145	Selling uniform forbidden.....	24
Jackets, mess attendant.....	14a, 338	Senior officer present, prescribes uniform.....	5
Jersey.....	186	Senior officer present, fixes uniform of day.....	13
Jewelry.....	20	Service coat.....	142, 143
Jumper:		Service dress.....	58, 59, 60, 61, 78, 79, 80, 81, 124
Dress.....	182	Service dress, when worn.....	124
Undress.....	181, 183	Service stripes.....	267
Jumper, dungaree.....	339	Sharpshooter's mark.....	266d
Knife lanyard.....	329	Shirts.....	231, 242
Landing force.....	17	Shoes:	
Lanyard knife.....	329	Officers.....	236
Laws affecting the uniform.....	28	Chief petty officers.....	244
Leggings.....	239, 336	Enlisted men.....	333
When worn.....	17, 123	Gymnasium.....	334
Line officers' sleeve marking.....	212b	White.....	335
Mail orderly.....	17b	Shoulder marks.....	164, 213
Marine Corps:		Sick-list badge.....	22
Designation of uniform.....	129, 132	Side arms.....	17
Service uniform.....	133	Signals, uniform.....	13b
Marking clothes.....	274	Sleeve markings (corps devices).....	212
Medals, badges.....	240, 250-258	Sleeve markings, enlisted men.....	260-267
Medal of honor.....	250, 255	Sleeve markings (stripes).....	211
Men, transferred.....	23e	Socks.....	237, 245, 332
Mess jacket.....	145	Specialty marks.....	264
Messmen's uniform.....	14a	Staff officers' sleeve marks.....	212
Midshipmen, uniforms.....	18	Standard samples.....	25
Miniatures.....	252	Stewards, officers:	
Mourning.....	238	Designation of uniform.....	98-104
Naval militia.....	6	Articles of uniform.....	193-202e
Naval Reserve Force.....	6, 28d, 270d	Studs and sleeve buttons.....	20, 230
"Navy E".....	266d	Submarines, uniform on board.....	7
Neckwear:		Suspended officers, not to wear uniform.....	11
Officers.....	234	Sword.....	17
Chief petty officers.....	178, 243	Sword and scabbard.....	159
Cooks and stewards.....	202	Sword knot.....	17h, 160, 301
Neckerchief.....	117, 192, 328	Tailors, ship's.....	25b
Occasions of wearing uniforms.....	120-131	Target practice, uniform worn.....	14c
Officer of the deck.....	15	Transfer of clothing forbidden.....	24b
Officer of division, inspection and marking clothing.....	23	Trousers, Dungaree.....	340
Outfits on first enlistment.....	270	Trousers, officers.....	150, 151, 152, 153, 154
Outfit prescribed for men.....	273	Full dress stripes.....	219
Overcoat:		Chief petty officers.....	176-177
Officers.....	146	Other enlisted men.....	184, 185
Chief petty officer.....	172, 312	Cooks and stewards.....	199, 200
Other enlisted men.....	187	Transports, Army.....	13e
Cooks and stewards.....	195	Unauthorized wearing uniform.....	1, 28
		Underclothes.....	342, 343, 344, 345

	Paragraph.		Paragraph.
Undershirts.....	344, 345	Visor.....	298 <i>d</i>
Undress.....	54, 55, 56, 57, 74, 75, 76, 77	Waistcoat.....	148, 149
Undress, when worn.....	122	Waistcoat, chief petty officers.....	175
Undress belt.....	162, 221	Warm-weather uniform.....	14 <i>b</i>
Undress with leggings, when worn.....	123	Watch cap.....	116, 190
Uniform:		White cap.....	153, 298, 316
A, B, C.....	129	White coat, chief petty officers.....	171
Acting commission.....	9	White dress and undress, enlisted men.....	107, 111
All clothing from supply officer to be regulated.....	25	White hat.....	189
Army, Navy, and Marine Corps together.....	129, 130	White jacket, messmen.....	14 <i>a</i>
Care of.....	275	White House uniform.....	131
Combinations not allowed.....	12	White service coat.....	61, 81, 143
Changes in.....	25 <i>c</i>	White trousers:	
Foreign port.....	12	Officers.....	153, 154
Occasions for wearing.....	120, 135	Chief petty officers.....	176
Of day.....	13, 14, 135	Other enlisted men.....	185
Responsibility of enforcing.....	2	Cooks and stewards.....	200
Selling or exchange of, forbidden.....	24	White undress jumper.....	320
Submarines.....	7	Winter service uniform.....	133
Signals.....	13 <i>b</i>	Working dress.....	96, 104, 112, 113, 114
		When prescribed.....	13 <i>c</i>

 ADDITIONAL COPIES


OF THIS PUBLICATION MAY BE PROCURED FROM
 THE SUPERINTENDENT OF DOCUMENTS
 GOVERNMENT PRINTING OFFICE
 WASHINGTON, D. C.

AT

50 CENTS PER COPY

PURCHASER AGREES NOT TO RESELL OR DISTRIBUTE THIS
 COPY FOR PROFIT.—PUB. RES. 57, APPROVED MAY 11, 1922





CHANGES IN UNIFORM REGULATIONS NO. 1.

NAVY DEPARTMENT,

Washington, 12 November, 1924.

The following changes in the Uniform Regulations, United States Navy, 1922, are hereby ordered to be made immediately upon receipt of this order.

CURTIS D. WILBUR,

Secretary.

24142°-25-1

Make the following additional ✓
change in ink:

Page 85 Art. 232 (b) last line ✓
change 16 oz. to 17 oz.

✓ Make the following change in ink: On plate 7 add at bottom of page "Omit sword belt."

✓ Paragraph 20, page 4, fourth line, strike out words "and honorable discharge buttons."

The following paragraphs have been modified or new paragraphs inserted on printed pages as follows. These pages will be inserted in the Uniform Regulations in their proper places and the superseded pages removed:

- ✓ Paragraph 63, modified and reprinted, page 7.
- ✓ Paragraph 63A and 63B, new paragraphs, page 7.
- ✓ Paragraph 128 modified and reprinted, page 10.
- ✓ Paragraph 137, new paragraph printed, page 11.
- ✓ Paragraph 156, modified and reprinted, page 13.
- ✓ Paragraph 174, modified and reprinted, page 14.
- ✓ Paragraph 211 (a), modified and reprinted, page 16.
- ✓ Paragraph 212 (a), modified and reprinted, page 16.
- ✓ Paragraph 213 (c), modified and reprinted, page 17.
- ✓ Paragraph 213 (i), modified and reprinted, page 18.
- ✓ Paragraph 218 (c), modified and reprinted, page 18.
- ✓ Paragraph 219 (a), modified and reprinted, page 19.
- ✓ Paragraph 222, modified and reprinted, page 20.
- ✓ Paragraph 225 (a), modified and reprinted, page 20.
- ✓ Paragraph 225 (f), (g), modified and reprinted, page 20.
- ✓ Paragraph 226, new paragraph printed, page 20A.
- ✓ Paragraph 234, modified and reprinted, page 21.
- ✓ Paragraph 251 (c), (d), modified and reprinted, page 23.
- ✓ Paragraph 252, modified and reprinted, page 23.
- ✓ Paragraph 253 (w) and (18), modified and reprinted, page 24.
- ✓ Paragraph 256 modified and reprinted, page 25.
- ✓ Paragraph 261 (c), modified and reprinted, page 26.
- ✓ Paragraph 262 (d), modified and reprinted, page 26.
- ✓ Paragraph 263 (c), modified and reprinted, page 26.
- ✓ Paragraph 264 (c), modified and reprinted, page 26.
- ✓ Paragraph 264 (d), modified and reprinted, page 27.
- ✓ Paragraph 266 (c), modified and reprinted, page 27.
- ✓ Paragraph 266 (d), modified and reprinted, pages 27 and 28.
- ✓ Paragraph 267 (b), modified and reprinted, page 28.
- ✓ Paragraph 293 (a), modified and reprinted, page 40.
- ✓ Paragraph 295 (d), modified and reprinted, page 40.
- ✓ Paragraph 295 (e), modified and reprinted, page 41.
- ✓ Paragraph 306, new paragraph printed, page 43.
- ✓ Paragraph 312 (b), modified and reprinted, page 45.
- ✓ Paragraph 312 (d), modified and reprinted, page 46.
- ✓ Paragraph 316~~4~~, article stricken out, page reprinted, page 46.
- ✓ Paragraph 316A, new paragraph, page 46 (A).
- ✓ Paragraph 316B, new paragraph, page 46 (A).
- ✓ Paragraph 316C, new paragraph, page 46 (A).
- ✓ Paragraph 325, modified and reprinted, page 51.
- ✓ Paragraph 335, article stricken out, page reprinted, page 53.
- ✓ Paragraph 341, article stricken out, page reprinted, page 55.
- ✓ Plate 34, new plate inserted.
- ✓ Index, corrected and reprinted on pages 59, 60, 61.

CHANGES IN UNIFORM REGULATIONS NO. 2.

NAVY DEPARTMENT,
WASHINGTON, 7 October, 1925.

The following changes in the Uniform Regulations, United States Navy, 1922, are hereby ordered to be made immediately upon receipt of this order.

Referring to the changes in paragraph 325 (Cap ribbons), the issue of the present ribbons is authorized until the stock is exhausted.

CURTIS D. WILBUR,
Secretary of the Navy.

Make the following changes in ink:

- ✓ Paragraph 14 (c), page 3, twelfth line, strike out "or overshirt".
 - ✓ Paragraph 105, page 8, change "overshirt" to "Blue dress jumper, cloth".
 - ✓ Paragraph 117, page 9, first line, strike out comma after word Boatswain.
 - ✓ Paragraph 180, page 14, first line, change word "overshirt" to "jumper, dress, blue,"; same line change word "flannel" to "cloth".
 - ✓ Paragraph 225 (g), page 20, as reprinted in this change, strike out words "overshirt and".
 - ✓ Paragraph 232, page 21, in second line after word "standing" insert word "wing"; in third line same paragraph strike out words "edges meeting in front" and in fourth line change comma to period strike out word "and" and insert in its place the words "A standing collar".
 - ✓ Paragraph 252 (a), page 23, third and fourth lines, strike out the words "or ribbons with evening full dress, A and B, evening dress, blue, A and B; and" and insert in lieu thereof the words "on uniforms as prescribed in Chapter II. Miniature medals".
 - ✓ Paragraph 261 (a), page 26, second line, strike out word "overshirts".
 - ✓ Paragraph 265, page 27, second line, strike out the words "the overshirt and".
 - ✓ Paragraph 266 (d), page 28, under Exapprentice mark, fifth line, strike out words "the overshirt and".
 - ✓ Paragraph 267 (a), page 28, second line, strike out word "overshirts", and in eighth line strike out the words "the overshirt and".
 - ✓ Paragraph 273, page 30, in table, change "overshirt" to "Jumper, dress, blue".
 - ✓ Paragraph 274, page 31, strike out word "overshirts" and the sentence appearing under that caption.
 - ✓ Paragraph 312, page 46, under Lining, in first line, change word "through" to "throughout", and after word "flannel" in first line, add "or black venetian". In second line insert word "black" before word "Venetian".
 - ✓ Paragraph 320, page 48a, as reprinted in this change, second line, under Collar, change 14½ to 14¼.
 - ✓ Paragraph 321, page 49, as reprinted in this change, in second paragraph under garment specifications in first line, insert words "hand made" between words "a 2" and "crow", and in fifth line change word "flat" to "flap".
 - ✓ Index, page 59, insert "Aviator's working dress..... 205-307 22
 - ✓ Index, page 59, after Flannel Shirt, change "316A" to "316B".
 - ✓ Index, page 60, strike out "Overshirt.....180" at top second column.
 - ✓ Index, page 60, first column, after "jumper" insert "Jumpers, dress, blue.....180"; and after the word "dress" now under jumpers add the word "white".
- The following paragraphs have been modified or new paragraphs inserted on printed page as follows. These pages will be inserted in the Uniform Regulations in their proper places and the superseded pages removed:
- ✓ Paragraph 205, new paragraph page 15.
 - ✓ Paragraph 212, modified and reprinted page 17.
 - Paragraphs 216-226, inclusive, reprinted pages 19, 20, 20a.
 - Paragraph 307, new paragraph pages 43, 43a.
 - Paragraphs 309-310, reprinted page 44.
 - Paragraph 316B, modified and reprinted page 46a.
 - Paragraph 317, modified and reprinted page 47.
 - Paragraph 318, modified and reprinted page 48.
 - Paragraph 322, modified and reprinted page 50.
 - Paragraph 325, modified and reprinted page 51.
 - Paragraph 327, modified and reprinted page 52.
 - Paragraphs 334-340, inclusive, reprinted pages 53-54.
 - Paragraph 342, modified and reprinted page 55.

CHANGES IN UNIFORM REGULATIONS NO. 3

NAVY DEPARTMENT,
Washington, D. C., January 26, 1927.

The following changes in the Uniform Regulations, United States Navy, 1922, are hereby ordered to be made immediately upon receipt of this order.

Article 349, referred to in article 203(b), will be issued later.

CURTIS D. WILBUR,
Secretary of the Navy.

MAKE THE FOLLOWING CHANGES IN INK

- ✓ Article 6: Page 1, strike out word "Force" in first and second lines of (a) and in second line of (c).
- ✓ Article 62: Page 7, in first and second lines "decorations, medals, and badges (miniature)" change to read "miniatures of medals, decorations and badges". Make same changes in first and second lines of articles 63 and 63a, page 7.
- ✓ Articles 64-66 and 67: Page 7, change words "ribbons (miniature)" to read "miniatures of ribbons".
- ✓ Article 173: Page 13, in first line change word "oiled" to "cloth." In the second line strike out the words "no belt." Add at the end of the paragraph "the possession of the above coat is optional."
- ✓ Article 191: Page 14, add words, "possession optional."
- ✓ Article 274: Page 31, under jerseys, strike out the words "same as undershirt," and insert in lieu thereof "on strip of cloth 4 inches long by $1\frac{1}{2}$ inches wide sewed on the inside bottom front edge of the jersey."
- ✓ Article 274: Page 31, undershirts, change word "cotton" to "bottom."
- ✓ Article 318: Page 48, under size 40 in table "size of collars" change $9\frac{3}{4}$ to $9\frac{3}{8}$.
- ✓ Article 321: Page 49, in second paragraph, under garment specifications, in first line, strike out the word "handmade," inserted as a pen-and-ink change by Change No. 2, and insert in lieu thereof the word "silk."
- ✓ Article 342(b): Page 55, in the sixth line of this paragraph, strike out the sentence beginning, "vent 2 inches deep, etc.," and in the seventh line of same paragraph, strike out the sentence beginning "to have four eyelet holes, etc."
- ✓ Plate 27: Eliminate.
- ✓ Plate 30: Fig. 13, strike out words "Copp" and "Motor Mach. M."
- ✓ Plate 30: Fig. 4, add words "Coppersmith" and "Metalsmith".
- ✓ Plate 31: Eliminate figure 20.
- ✓ Plate 32: Eliminate figures 1, 2, and 3.
- ✓ Index page 59: First column, insert "Brassards, Shore Patrol"----- 22c
- ✓ Index page 59: First column, insert "Blue Chambray Shirts"----- 203(b)
- ✓ Index page 60: First column after Naval Reserves, strike out word "Force."
- ✓ Index page 60: Second column insert "Seaman radio man"----- 266(d)
- ✓ Index page 60: Second column insert "Seaman signal man"----- 266(d)
- ✓ Index page 60: Second column, after Shirts, insert "203(b)."
- ✓ Index page 60: Second column insert "Shore Patrol Brassards"----- 22(c)

The following pages are reprinted and will be inserted in their proper places in the Uniform Regulations:

- ✓ Pages III-IV: List of illustrations corrected.
- ✓ Page 3: Article 14(f) changed.
- ✓ Page 4: New article 22(c) added.
- ✓ Pages 5-6.
- ✓ Page 6a: New chart of uniforms added.
- ✓ Pages 15-16: Article 203(b) added.
- ✓ Pages 19-20: Article 225 changed and 225½ added.
- ✓ Page 20a: Article 226 changed.
- ✓ Pages 21-22: Article 231(b) amended.
- ✓ Pages 23-24, 24a: Article 251(d) and 252 changed.
- ✓ Page 27: Art. 264(d) corrected.
- ✓ Page 28: New paragraphs added to 266(d).
- ✓ Pages 28a-28b: Article 270(d) changed.
- ✓ Pages 29-30: Corrected.
- ✓ Page 34: Chart showing changes to be made added.
- ✓ Pages 43-43a: Article 306 changed.
- ✓ Page 45: Article 311 changed.
- ✓ Page 46-46a-46b: Article 312 corrected.
- ✓ Plate 4: New plate.
- ✓ Plate 5: New plate.
- ✓ Plate 6: New plate.
- ✓ Plate 6a: New plate.
- ✓ Plate 7: New plate.
- ✓ Plate 7a: New plate.
- ✓ Plate 9: New plate.
- ✓ Plate 10a: New plate.
- ✓ Plate 10b: New plate.
- ✓ Plate 35: New plate.

CHANGES IN UNIFORM REGULATIONS NO. 4

NAVY DEPARTMENT,
Washington, August 1, 1927.

The following changes in the Uniform Regulations, United States Navy, 1922, are hereby ordered to be made immediately upon receipt of this order.

CURTIS D. WILBUR,
Secretary of the Navy.

Make the following changes in ink:

- ✓ Page 6-A, printed in Change No. 3, add "U. R. C. 3."
- ✓ Article 273, page 30, in the table after "Raincoat," add "Possession optional."
- ✓ Page 34, printed in Change 3, add "U. R. C. 3."
- ✓ Article 304, page 43, paragraph (c) in eleventh line, change " $\frac{3}{4}$ " to " $\frac{11}{16}$."
- ✓ Article 325 as reprinted U. R. C. 2, pages 51 ~~and 52~~. In second paragraph, under "Cap ribbons," change words "United States" to "U. S." in the following places:
 - ✓ United States naval training station.
 - ✓ United States naval hospital.
 - ✓ United States navy yard.
 - ✓ United States naval torpedo station.
 - ✓ United States naval air station.
 - ✓ United States Naval Academy.
- ✓ Article 332, page 52, under "Woolen socks," in third line, strike out sizes "9½ and 10," and in fourth line, after "12," insert "12½ and 13."

The following paragraphs have been modified or new paragraphs inserted on printed pages as follows. These pages will be inserted in the Uniform Regulations in their proper places and the superseded pages removed:

- ✓ Article 14 (c), modified and reprinted on page 3.
- ✓ Article 20, corrected and reprinted on page 4.
- ✓ Article 26 (a), modified and reprinted on page 5.
- ✓ Article 111, modified and reprinted on page 9.
- ✓ Article 111½, new article printed on page 9.
- ✓ Article 342 (b), corrected and reprinted on page 55.
- ✓ Article 346, modified and reprinted on page 56.
- ✓ Article 349, new article printed on page 56.

CHANGES IN UNIFORM REGULATIONS NO. 5

NAVY DEPARTMENT,
Washington, March 26, 1928.

The following changes in the Uniform Regulations, United States Navy, 1922, are hereby ordered to be made immediately upon receipt of this order.

CURTIS D. WILBUR,
Secretary of the Navy.

The following paragraphs have been modified or new paragraphs inserted on printed pages as follows. These pages will be inserted in the Uniform Regulations in their proper places and the superseded pages removed:

Paragraph modified and reprinted:	Page
236.....	21 ✓
244.....	22 ✓
282.....	35 ✓
309.....	44 ✓
316A.....	46A ✓
316B.....	46B ✓
317.....	47 ✓
318.....	48 ✓
319.....	48 and 48A ✓
320.....	48A and 49 ✓
321.....	49 ✓
322.....	50 ✓
333.....	53 ✓
339.....	54 ✓
340.....	54 ✓

TABLE OF CONTENTS

CHAPTER I. THE HISTORY OF THE
ART OF PRINTING IN GREAT BRITAIN
FROM THE INTRODUCTION OF THE
PRESS TO THE PRESENT TIME
BY JOHN BASKIN

CHAPTER II. THE HISTORY OF THE
ART OF PRINTING IN GREAT BRITAIN
FROM THE INTRODUCTION OF THE
PRESS TO THE PRESENT TIME
BY JOHN BASKIN

1	1
2	2
3	3
4	4
5	5
6	6
7	7
8	8
9	9
10	10
11	11
12	12
13	13
14	14
15	15
16	16
17	17
18	18
19	19
20	20
21	21
22	22
23	23
24	24
25	25
26	26
27	27
28	28
29	29
30	30
31	31
32	32
33	33
34	34
35	35
36	36
37	37
38	38
39	39
40	40
41	41
42	42
43	43
44	44
45	45
46	46
47	47
48	48
49	49
50	50
51	51
52	52
53	53
54	54
55	55
56	56
57	57
58	58
59	59
60	60
61	61
62	62
63	63
64	64
65	65
66	66
67	67
68	68
69	69
70	70
71	71
72	72
73	73
74	74
75	75
76	76
77	77
78	78
79	79
80	80
81	81
82	82
83	83
84	84
85	85
86	86
87	87
88	88
89	89
90	90
91	91
92	92
93	93
94	94
95	95
96	96
97	97
98	98
99	99
100	100

CHANGES IN UNIFORM REGULATIONS NO. 6

NAVY DEPARTMENT,
Washington, D. C., May 1, 1929.

The following changes in the Uniform Regulations, United States Navy, 1922, are hereby ordered to be made immediately upon receipt of this order.

CHARLES F. ADAMS,
Secretary of the Navy.

Make the following changes in ink:

- ✓ Article 6(b), page 1.—In second line, between words "overcoat" and "sword," insert the word "leggings."
- ✓ Article 22(c), page 4.—In fourth line, change "around the left arm" to read "on the opposite arm from the rating badge."
- ✓ Article 318, page 48.—As reprinted in U. R. C. No. 5.—In table, Sizes of collars, under Depth, size 36, change " $8\frac{1}{8}$ " to " $8\frac{7}{8}$."
- ✓ Article 319, page 48.—As reprinted in U. R. C. No. 5.—Under Cuffs, change the word "linen" in the fourth line to "cotton."
- ✓ Article 320, page 48(a).—As reprinted in U. R. C. No. 5.—Under heading Collar, change figure "9" in the first line to " $8\frac{7}{8}$," and in second line change " $12\frac{1}{2}$ to $14\frac{1}{2}$ " to " $12\frac{1}{4}$ to $14\frac{1}{4}$."
- ✓ Article 321, page 49.—As reprinted in U. R. C. No. 5.—Under Garment specifications in fourth line change " $1\frac{1}{2}$ " to " $2\frac{1}{2}$." In first line below table, Size of trousers, insert the word "silk" between the words "a" and "crow."
- ✓ Index, page 60.—Insert Commissary stewards----- 118.

The following paragraphs have been modified or new matter inserted on printed pages as follows. These pages will be inserted in the Uniform Regulations in their proper places and the superseded pages removed:

- ✓ Article 118.—New paragraph printed on page 9.
- ✓ Article 121.—Modified, reprinted on page 10.
- ✓ Article 124.—Modified, reprinted on page 10.
- ✓ Article 225(g).—New paragraph printed on page 20a.
- ✓ Article 226(e).—New paragraph printed on page 20a.
- ✓ Article 227.—New paragraph printed on page 20a and 20b.
- ✓ Article 230.—Modified and reprinted on page 21.
- ✓ Article 241.—Modified and reprinted on page 21.
- ✓ Article 261(a) and (c).—Modified and reprinted on page 26.
- ✓ Article 262(e).—New paragraph printed on page 27.
- ✓ Article 264.—Modified and printed on page 27.
- ✓ Article 265-266.—Reprinted on pages 27, 28, and 28a.
- ✓ Article 266(d).—Modified and reprinted on pages 28 and 28a.
- ✓ Article 267(c).—New paragraph reprinted on page 28a.
- ✓ Article 273(a).—Modified and reprinted on page 30.
- ✓ Article 274.—Modified and reprinted on page 31.
- ✓ Article 307.—Modified and reprinted on pages 43 and 43a.
- ✓ Plate 21.—New plate.

CHAPTER IV. THE HISTORY OF THE

The history of the...
The first...
The second...
The third...
The fourth...
The fifth...
The sixth...
The seventh...
The eighth...
The ninth...
The tenth...

The eleventh...
The twelfth...
The thirteenth...
The fourteenth...
The fifteenth...
The sixteenth...
The seventeenth...
The eighteenth...
The nineteenth...
The twentieth...
The twenty-first...
The twenty-second...
The twenty-third...
The twenty-fourth...
The twenty-fifth...
The twenty-sixth...
The twenty-seventh...
The twenty-eighth...
The twenty-ninth...
The thirtieth...

9/30/31

CHANGES IN UNIFORM REGULATIONS No. 7

NAVY DEPARTMENT,
Washington, D. C., March 31, 1931.

The following changes in the Uniform Regulations United States Navy, 1922, are hereby ordered to be made immediately upon the receipt of this order.

C. F. ADAMS,
Secretary of the Navy.

- Make the following changes in ink:
- ✓ Paragraph 118, page 9—Delete the entire paragraph.
- ✓ Paragraph 227d, page 20A—After paragraph (a) insert "Plate 36, Fig. 3."
- ✓ Paragraph 264d, page 27—Change "Commissary Steward" to "Chief Commissary Steward."
- ✓ Paragraph 333, page 53—In first paragraph in third and fourth lines change "11½" to "11."
- ✓ Paragraph 334, page 53—After "Shoes, Gymnasium," add "low."
- ✓ Paragraph 344, page 55—Change "Undershirts, light" to "Undershirts, cotton."
- ✓ Plate 29—Delete Commissary Steward rating badge.
- ✓ Plate 30, Fig. 16—Change title to "Chief Commissary Steward."
- ✓ Index, page 60—Delete "Steward Commissary, 118."
- ✓ Index, page 60—Insert "Submarine Working Uniform, 208-308a."

The following paragraphs have been modified or new paragraphs inserted on printed pages as follows. These pages will be inserted in the Uniform Regulations in their proper places and the superseded pages removed.

- Paragraph 158, amended and reprinted on page 13.
- Paragraph 173, corrected and reprinted on page 13.
- Paragraph 205, amended and reprinted on page 15.
- Paragraph 206, new paragraph printed on page 15.
- Paragraph 207, new paragraph printed on page 15.
- Paragraph 208, new paragraph printed on page 15.
- Paragraph 210-212 reprinted on page 16.
- Paragraph 225c, amended and reprinted on page 20.
- Paragraph 260c, amended and reprinted on page 26.
- Paragraph 262(d), amended and reprinted on page 27.
- Paragraph 266(d), new paragraphs added and reprinted on page 28a.
- Paragraph 267(b), amended and reprinted on page 28b.
- Paragraph 270, reprinted on page 28d.
- Paragraph 274, corrected and reprinted on page 31.
- Paragraph 283, amended and reprinted on page 37.
- Paragraph 295, amended and reprinted on page 40.
- Paragraph 298, amended and reprinted on page 42.
- Paragraph 306, amended and reprinted on page 43a.
- Paragraph 308, new paragraph printed on page 43b.
- Paragraph 308a, new paragraph printed on page 43b.
- Paragraph 312, amended and reprinted on pages 45 and 46.
- Paragraph 317, corrected and reprinted on page 47.
- Paragraph 318, corrected and reprinted on page 48.
- Paragraph 320, reprinted on page 48a.
- Paragraph 321, corrected and reprinted on page 49.
- Paragraph 324, amended and reprinted on page 51.
- Paragraph 325, amended and reprinted on pages 51 and 51a.
- Paragraph 332, amended and reprinted on page 52.
- Plate 20—Plate corrected and reprinted.
- Plate 21—Plate corrected and reprinted.
- Plate 32—New mark added and plate reprinted.
- Plate 36—New plate.
- Plate 37—New plate.

1870

STATE OF NEW YORK

IN SENATE, JANUARY 15, 1870.

REPORT OF THE COMMISSIONERS OF THE LAND OFFICE, IN ANSWER TO A RESOLUTION PASSED BY THE SENATE, APRIL 18, 1869.

Table with multiple columns listing sections and page numbers, including 'General Statement of the Land Office', 'List of Lands', etc.

Rec'd July 7/34
Chgs. made
July 9/34

CHANGES IN UNIFORM REGULATIONS No. 8

NAVY DEPARTMENT,
Washington, D. C., November 16, 1931.

The following changes in the Uniform Regulations, United States Navy, 1922, are hereby ordered to be made immediately upon the receipt of this order.

C. F. ADAMS,
Secretary of the Navy.

Make the following changes in ink:

- ✓ Paragraph 254, top page 25, strike out.
- ✓ Plate 32, Figure 5, below the present title insert the words "expert pistol shot's mark."
- ✓ Plate 32, Figure 6, change title to "Rifle Sharpshooter's Mark."

The following paragraphs have been modified or new paragraphs inserted on printed pages as follows. These pages will be inserted in the Uniform Regulations in their proper places and the superseded pages removed.

- Paragraph 172 amended and reprinted on page 13.
- Paragraph 204a, new paragraph printed on page 15.
- Paragraph 205 modified and reprinted on page 15.
- Paragraph 226 (b) modified and reprinted on page 20A.
- Paragraph 253 corrected and reprinted on page 24.
- Paragraph 254 corrected and reprinted on page 24A.
- Paragraph 266 (c) corrected and reprinted on page 28.
- Paragraph 266 (d) corrected and reprinted on pages 28 and 28A.
- Paragraph 274 modified and reprinted on page 31.
- Paragraph 330 amended and reprinted on page 52.
- Paragraph 342 amended and reprinted on page 55.
- Paragraph 347 amended and reprinted on page 56.
- Paragraph 349 amended and reprinted on page 56.

CHAPTER IN MEDICAL SCIENCE IN 1

THE HISTORY OF MEDICAL SCIENCE IN THE UNITED STATES
FROM THE EARLIEST PERIODS TO THE PRESENT
BY
J. H. HAYDEN, M.D., F.R.C.P.
OF THE UNIVERSITY OF CALIFORNIA
AND
OF THE UNIVERSITY OF MICHIGAN

CONTENTS

CHAPTER I. THE EARLY PERIODS	1
CHAPTER II. THE PERIOD OF DISCOVERY	10
CHAPTER III. THE PERIOD OF REFORM	20
CHAPTER IV. THE PERIOD OF MODERNIZATION	30
CHAPTER V. THE PERIOD OF SCIENTIFIC MEDICINE	40
CHAPTER VI. THE PERIOD OF SPECIALIZATION	50
CHAPTER VII. THE PERIOD OF PUBLIC HEALTH	60
CHAPTER VIII. THE PERIOD OF ANTISEPTIC SURGERY	70
CHAPTER IX. THE PERIOD OF ANESTHESIA	80
CHAPTER X. THE PERIOD OF BACTERIOLOGY	90
CHAPTER XI. THE PERIOD OF IMMUNIZATION	100
CHAPTER XII. THE PERIOD OF RADIOLOGY	110
CHAPTER XIII. THE PERIOD OF SURGICAL ADVANCEMENT	120
CHAPTER XIV. THE PERIOD OF PHYSIOLOGICAL RESEARCH	130
CHAPTER XV. THE PERIOD OF PSYCHOLOGICAL RESEARCH	140
CHAPTER XVI. THE PERIOD OF SOCIAL MEDICINE	150
CHAPTER XVII. THE PERIOD OF HYGIENE	160
CHAPTER XVIII. THE PERIOD OF NUTRITION	170
CHAPTER XIX. THE PERIOD OF CLIMATE	180
CHAPTER XX. THE PERIOD OF PATHOLOGY	190
CHAPTER XXI. THE PERIOD OF THERAPEUTICS	200
CHAPTER XXII. THE PERIOD OF PHARMACOLOGY	210
CHAPTER XXIII. THE PERIOD OF TOXICOLOGY	220
CHAPTER XXIV. THE PERIOD OF FORENSIC MEDICINE	230
CHAPTER XXV. THE PERIOD OF LEGAL MEDICINE	240
CHAPTER XXVI. THE PERIOD OF MENTAL MEDICINE	250
CHAPTER XXVII. THE PERIOD OF NEUROLOGY	260
CHAPTER XXVIII. THE PERIOD OF OPHTHALMOLOGY	270
CHAPTER XXIX. THE PERIOD OF OTOLARYNGOLOGY	280
CHAPTER XXX. THE PERIOD OF PEDIATRICS	290
CHAPTER XXXI. THE PERIOD OF GYNECOLOGY	300
CHAPTER XXXII. THE PERIOD OF OBSTETRICS	310
CHAPTER XXXIII. THE PERIOD OF DERMATOLOGY	320
CHAPTER XXXIV. THE PERIOD OF SYPHILIS	330
CHAPTER XXXV. THE PERIOD OF TUBERCULOSIS	340
CHAPTER XXXVI. THE PERIOD OF CANCER	350
CHAPTER XXXVII. THE PERIOD OF DIABETES	360
CHAPTER XXXVIII. THE PERIOD OF RHEUMATISM	370
CHAPTER XXXIX. THE PERIOD OF GOUT	380
CHAPTER XL. THE PERIOD OF NEURALGIA	390
CHAPTER XLI. THE PERIOD OF MIGRAINE	400
CHAPTER XLII. THE PERIOD OF EPILEPSY	410
CHAPTER XLIII. THE PERIOD OF HYPERTENSION	420
CHAPTER XLIV. THE PERIOD OF CORONARY DISEASE	430
CHAPTER XLV. THE PERIOD OF PNEUMONIA	440
CHAPTER XLVI. THE PERIOD OF BRONCHITIS	450
CHAPTER XLVII. THE PERIOD OF ASTHMA	460
CHAPTER XLVIII. THE PERIOD OF COPD	470
CHAPTER XLIX. THE PERIOD OF TUBERCULOSIS	480
CHAPTER L. THE PERIOD OF LUNG CANCER	490
CHAPTER LI. THE PERIOD OF LIVER DISEASE	500
CHAPTER LII. THE PERIOD OF GALLBLADDER DISEASE	510
CHAPTER LIII. THE PERIOD OF PANCREAS DISEASE	520
CHAPTER LIV. THE PERIOD OF STOMACH DISEASE	530
CHAPTER LV. THE PERIOD OF SMALL INTESTINE DISEASE	540
CHAPTER LVI. THE PERIOD OF LARGE INTESTINE DISEASE	550
CHAPTER LVII. THE PERIOD OF COLIC	560
CHAPTER LVIII. THE PERIOD OF CONSTIPATION	570
CHAPTER LIX. THE PERIOD OF DIARRHEA	580
CHAPTER LX. THE PERIOD OF ENTERIC FEVER	590
CHAPTER LXI. THE PERIOD OF TYPHOID FEVER	600
CHAPTER LXII. THE PERIOD OF DYSENTERY	610
CHAPTER LXIII. THE PERIOD OF SHIGELLA	620
CHAPTER LXIV. THE PERIOD OF BACILLARY DISSENTERY	630
CHAPTER LXV. THE PERIOD OF AMEBIASIS	640
CHAPTER LXVI. THE PERIOD OF TRICHINELLOSIS	650
CHAPTER LXVII. THE PERIOD OF TOXOCAROSIS	660
CHAPTER LXVIII. THE PERIOD OF STRONGIDIOSIS	670
CHAPTER LXIX. THE PERIOD OF ANGIOSTRONGIDIOSIS	680
CHAPTER LXX. THE PERIOD OF ANGIOSTRONGIDIOSIS	690
CHAPTER LXXI. THE PERIOD OF ANGIOSTRONGIDIOSIS	700
CHAPTER LXXII. THE PERIOD OF ANGIOSTRONGIDIOSIS	710
CHAPTER LXXIII. THE PERIOD OF ANGIOSTRONGIDIOSIS	720
CHAPTER LXXIV. THE PERIOD OF ANGIOSTRONGIDIOSIS	730
CHAPTER LXXV. THE PERIOD OF ANGIOSTRONGIDIOSIS	740
CHAPTER LXXVI. THE PERIOD OF ANGIOSTRONGIDIOSIS	750
CHAPTER LXXVII. THE PERIOD OF ANGIOSTRONGIDIOSIS	760
CHAPTER LXXVIII. THE PERIOD OF ANGIOSTRONGIDIOSIS	770
CHAPTER LXXIX. THE PERIOD OF ANGIOSTRONGIDIOSIS	780
CHAPTER LXXX. THE PERIOD OF ANGIOSTRONGIDIOSIS	790
CHAPTER LXXXI. THE PERIOD OF ANGIOSTRONGIDIOSIS	800
CHAPTER LXXXII. THE PERIOD OF ANGIOSTRONGIDIOSIS	810
CHAPTER LXXXIII. THE PERIOD OF ANGIOSTRONGIDIOSIS	820
CHAPTER LXXXIV. THE PERIOD OF ANGIOSTRONGIDIOSIS	830
CHAPTER LXXXV. THE PERIOD OF ANGIOSTRONGIDIOSIS	840
CHAPTER LXXXVI. THE PERIOD OF ANGIOSTRONGIDIOSIS	850
CHAPTER LXXXVII. THE PERIOD OF ANGIOSTRONGIDIOSIS	860
CHAPTER LXXXVIII. THE PERIOD OF ANGIOSTRONGIDIOSIS	870
CHAPTER LXXXIX. THE PERIOD OF ANGIOSTRONGIDIOSIS	880
CHAPTER LXXXX. THE PERIOD OF ANGIOSTRONGIDIOSIS	890
CHAPTER LXXXXI. THE PERIOD OF ANGIOSTRONGIDIOSIS	900
CHAPTER LXXXXII. THE PERIOD OF ANGIOSTRONGIDIOSIS	910
CHAPTER LXXXXIII. THE PERIOD OF ANGIOSTRONGIDIOSIS	920
CHAPTER LXXXXIV. THE PERIOD OF ANGIOSTRONGIDIOSIS	930
CHAPTER LXXXXV. THE PERIOD OF ANGIOSTRONGIDIOSIS	940
CHAPTER LXXXXVI. THE PERIOD OF ANGIOSTRONGIDIOSIS	950
CHAPTER LXXXXVII. THE PERIOD OF ANGIOSTRONGIDIOSIS	960
CHAPTER LXXXXVIII. THE PERIOD OF ANGIOSTRONGIDIOSIS	970
CHAPTER LXXXXIX. THE PERIOD OF ANGIOSTRONGIDIOSIS	980
CHAPTER LXXXXX. THE PERIOD OF ANGIOSTRONGIDIOSIS	990

Rec'd 7/7/34
Chgs. made
7/9/34

CHANGES IN UNIFORM REGULATIONS NO. 9

NAVY DEPARTMENT,
Washington, D. C., May 23, 1932

The following changes in the Uniform Regulations United States Navy, 1922, are hereby ordered to be made immediately upon the receipt of this order.

C. F. ADAMS,
Secretary of the Navy.

The following paragraphs have been modified or new paragraphs inserted on printed pages as follows. These pages will be inserted in the Uniform Regulations in their proper places and the superseded pages removed:

Article 14, amended and reprinted on pages 2 and 3.

Article 273, amended and reprinted on pages 29 and 30.

CHAPTER IN UNITED STATES

CHAPTER IN UNITED STATES

CHAPTER IN UNITED STATES

The following names in the following list are those of the persons who have been admitted to the bar of the State of New York.

of the State

of the State

The names of persons who have been admitted to the bar of the State of New York are given in the following list. These names are given in the order in which they were admitted to the bar of the State.

of the State

of the State

of the State

Rec'd
7/7/34
Chp. made
7/9/34

CHANGE IN UNIFORM REGULATIONS No. 10

NAVY DEPARTMENT,
Washington, D. C., February 16, 1933.

The following changes in the Uniform Regulations, United States Navy, 1922, are hereby ordered to be made immediately upon the receipt of this order.

Referring to the change in article 261 (c) enlisted men will not be required to alter rating badges they already have in place upon their present uniform to conform to these regulations prior to January 1, 1934, but all rating badges placed on uniforms subsequent to the receipt of this notice shall be required to be attached in strict compliance with these regulations. After January 1, 1934, all rating badges shall conform to these regulations.

The change in enlisted men's cap effected by articles 188, 325, and Plate 38 will be effective on September 1, 1933.

CHARLES F. ADAMS,
Secretary of the Navy.

Ink changes.—The following changes will be made in ink:

- ✓ On page 3, article 17 (e), in the first and second lines change the word "revolver" to "pistol."
- ✓ On page 4, article 17 (f), in the second line change the word "revolver" to "pistol."
- ✓ On page 30, article 73, in the fourteenth line from the bottom of table of prescribed outfit strike out "shoes, pair 2, 2, 2."
- ✓ On page 34 change spelling of "epaulettes" to "epaulets."
- ✓ On page 35—
- In the heading change "Chapters XI, XII, and XIII" to read "Chapters XI, XII, XIII, and XIV."
- ✓ Article 281, change spelling "epaulettes" to "epaulets."
- ✓ On page 48, article 319, in fifth line under caption "MATERIAL—Collars and cuffs," change "7-ounce flannel" to read "11-ounce flannel."
- ✓ On page 51 (b), article 328, in second line of paragraph "Wearing" (of neckerchief) change comma after word "jumper" to period and strike out rest of paragraph.
- ✓ On title page of Section III, change "33 plates" to "42 plates." Delete the page number "57" from this page.

The following paragraphs have been modified or new paragraphs inserted on printed page as follows. These pages will be inserted in the Uniform Regulations in their proper places and the superseded pages removed.

TABLE OF CONTENTS—corrected and reprinted on Pages III and IV.

- Article 118—new article printed on page 9.
- Article 188—amended and reprinted on page 14.
- Article 209—new article printed on pages 15 and 15a.
- Articles 210, 211, and 212—reprinted on page 16.
- Article 253—amended and reprinted on page 24.
- Article 261—amended and reprinted on page 26.
- Article 264 (e), (f), (g)—new articles printed on page 25.
- Article 274—amended and reprinted on pages 31 and 31a.
- Article 275—reprinted on page 32.
- Article 308 (b)—new article printed on page 43c.
- Article 325—amended and reprinted on page 51.
- Articles 400, 401, and 402—new articles printed on pages 57 and 58.
- Plate 38—new plate.

INDEX—corrected and reprinted on pages 59 and 60.

Handwritten notes at the top of the page, possibly including a date or reference number.

ALPHABETIC LIST OF THE MEMBERS OF THE SOCIETY

Main body of the document containing an alphabetical list of members. The text is extremely faint and largely illegible, appearing as a series of lines of small print.

Changes made July 22/35

CHANGES IN UNIFORM REGULATIONS No. 11

NAVY DEPARTMENT,
Washington, D.C., April 25, 1934.

The following changes in the Uniform Regulations United States Navy, 1922, are hereby ordered to be made immediately upon the receipt of this order.

H. L. ROOSEVELT,
Acting Secretary of the Navy.

Make the following changes in ink:

- ✓ Article 143, page 12. Service coat, white, first line, delete the words "duck or heavy drill."
- ✓ Article 145, page 12. Mess jacket, second line, delete the words "white duck."
- ✓ Article 153, page 13. Trousers, mess dress, white, second line, delete the words "of white duck, they shall be."
- ✓ Article 154, page 13. Trousers, service, white, first line, delete the words "duck or heavy drill."
- ✓ Article 264d, page 27. In table of ratings delete "Aviation pilot plate 34, figure 1."
- ✓ Article 274, page 31. Under ownership markings, second paragraph after cap, cloth, blue, change: "Inside crown" to read, "inside sweat band."
- ✓ Article 309, page 44. Coat, blue, for all chief petty officers. In subparagraph Lining, under heading Garment Specification, after word "venetian" insert word "Celanese" and a "comma."

The following paragraphs have been modified or new paragraphs inserted on printed pages as follows. These pages will be inserted in the Uniform Regulations in their proper places and the superseded pages removed.

- Article 28 (d). Modified and reprinted on page 6.
- Article 204. Modified and reprinted on page 15.
- Article 206. Corrected and reprinted on page 15.
- Article 266 (d). New subparagraph added and reprinted on page 28 (a).
- Article 267. Reprinted on page 28b.
- Article 270. Reprinted on page 28d.
- Article 283. Amended and reprinted on pages 36 and 36a.
- Article 285. Amended and reprinted on pages 37 and 38.
- Article 308. Corrected and reprinted on page 43b.
- Article 317. Corrected and reprinted on page 47.
- Article 318. Corrected and reprinted on page 48.
- Article 320. Corrected and reprinted on page 48a.
- Article 323. Amended and reprinted on page 50.
- Article 325. Amended and reprinted on pages 51 and 51a.
- Article 336. Amended and reprinted on page 53.
- Article 340 (b). Corrected and reprinted on page 54.

CHANGES IN EUROPEAN SPECIFICATIONS No. 11

Very Important
Welding, D. C. 1930 to 1931
The following changes in the British Standards British Standard No. 11, 1931
are being made to bring them into line with the corresponding
D. C. 1930 to 1931
and the following of the same

The following changes in the British Standards British Standard No. 11, 1931
are being made to bring them into line with the corresponding
D. C. 1930 to 1931
and the following of the same

Changes made
March 25/36

CHANGES IN UNIFORM REGULATIONS NO. 12

NAVY DEPARTMENT,
Washington, D. C., September 5, 1935.

The following changes in the Uniform Regulations, United States Navy, 1922, are hereby ordered to be made immediately upon the receipt of this order.

Referring to the change in Article 261 (c) about the position of the rating badge of all petty officers except chief petty officers, enlisted men will not be required to alter rating badges they already have in place upon their present uniforms to conform to these regulations prior to March 1, 1936, but all rating badges placed upon uniforms subsequent to this order will be required to be attached in strict conformity with these regulations. After March 1, 1936, all rating badges of petty officers, except chief petty officers, shall conform to these regulations.

CLAUDE A. SWANSON,
Secretary of the Navy.

Make the following changes in ink:

- ✓ Article 212. In the first line of the last paragraph on page 17 delete the word "Force."
- ✓ Article 225½ (b). Page 20a, change the word "certificate" to "designation."
- ✓ Article 286. Page 39, in the subparagraph on **BUTTONS** in the first line change "35-ligne" to "40-ligne"; also in subparagraph "Belts", second line, make same change.
- ✓ Article 322. Page 49, in the next to the last and last lines change the word "bone" to "pearl."
- ✓ Article 340 (b). Page 54, next to the last and last lines, change the word "metal" to "vegetable-ivory".
- ✓ In the Index on page 60, delete "Naval Militia—6."
- ✓ In index, page 60, first column, after "Leader United States Navy Band" change 308b to 308½.
- ✓ In second column after "Uniform United States Navy Band" change 308b to 308½.

The following paragraphs have been modified or new paragraphs inserted on printed pages as follows. These pages will be inserted in the Uniform Regulations in their proper places and the superseded pages removed.

- Article 6. Modified and reprinted on page 1.
- Article 17 (i). New subparagraph printed on page 4.
- Table of uniforms. Corrected and reprinted on page 6a.
- Article 52. Modified and reprinted on page 7.
- Article 64. Modified and reprinted on page 7.
- Article 72. Modified and reprinted on page 8.
- Article 230. Modified and reprinted on page 21.
- Article 251 (d) (2). Modified and reprinted on page 23.
- Article 253. Corrected and reprinted on page 24.
- Article 261 (e). Modified and reprinted on page 26.
- Article 263. Modified and reprinted on page 27.
- Article 266. Modified and reprinted on pages 28 and 28a.
- Article 282 (b). Modified and reprinted on page 35.
- Article 308½. Changed and reprinted on page 43c.
- Article 318. Modified and reprinted on page 48.
- Article 319. Modified and reprinted on page 48.
- Plate 6a } Legend under plate changed.
- Plate 7 }

Changes made

CHANGES IN UNIFORM REGULATIONS NO. 13

NAVY DEPARTMENT,
Washington, D. C., May 29, 1936.

The following changes in the Uniform Regulations United States Navy, 1922, are hereby ordered to be made immediately upon the receipt of this order.

W. H. STANDLEY,
Acting Secretary of the Navy.

Make the following changes in ink:

Correct the spelling of the word, "ligne" to "line" wherever it occurs in the following article: ~~155, 172, 213, 281, 282, 283, 284, 285, 286, 288, 289, 295, 297, 298, 304, 307, 308a, 309, 310, 311, 312, 313, 316, 316b, 317, 319, 329, 338, 339, 340, 343, 347, 349, 400, and 401.~~

✓ Delete last line "For Aviation Pilots, Etc," Article 261, page 26.

✓ In the index on page 59 insert:

Aviation Cadets----- 6 (d)
Cadets, Aviation----- 6 (d)

The following paragraphs have been modified or new paragraphs inserted on printed pages as follows. These pages will be inserted in the Uniform Regulations in their proper places and the superseded pages removed:

Article 6. New paragraph added and printed on page 1.

Article 236. Modified and reprinted on page 21.

Article 266. New material added and reprinted on pages 28 and 28a.

✓ Article 267. Modified and reprinted on page 28b.

Article 274. Modified and reprinted on page 31.

Article 322. Corrected and reprinted on page 49.

Article 324. Modified and reprinted on pages 50 and 51.

Article 325. Modified and reprinted on pages 51 and 51a.

Plate 32. New marks added and reprinted.

MARINE CORPS HISTORICAL LIBRARY

HQMC ROOM 3127

THE MARINE CORPS HISTORICAL LIBRARY

1954

1954

1954

1954

1954

1954

1954

VC303.A2 1922 w/chgs 1-13

VC303.A2 1922 w/chgs 1-13

AUTHOR U.S. Navy Dept.

TITLE Uniform Regulations, U.S. Navy,
1922.

DATE	BORROWER'S NAME	ROOM NUMBER
8-6-63	Mrs White (41943)	4302

12753506

Library of the Marine Corps



3000199167